









## EMPLACAMENTO DAS ASSOCIADAS ABEIFA - 2020

### VEÍCULOS IMPORTADOS

MARCA/MODELO		jan	fev	mar	abr	mai	jun	jul	ago	set	out	nov	dez	Total
 <b>BMW</b>	<b>Total</b>	290	268	235	112	188	415	369	392	437	250	223	420	3.599
	<b>Share</b>	12,05%	10,03%	11,23%	14,89%	18,80%	16,27%	13,03%	14,50%	15,42%	9,49%	8,84%	17,34%	13,12%
SÉRIE 1		13	30	14	11	7	14	50	54	63	14	7		277
SÉRIE 2			1	4	1	5	16	18	45	51	26	12	12	191
SÉRIE 3		80	54	41	29	44	93	40	21	22	9	4	3	440
SÉRIE 4			7	2	2	2	4	4	5	8	3	4	1	42
SÉRIE 5		13	15	6	4	5	11	12	9	7	5	4	18	109
SÉRIE 7		5	8	2	2	3	10	10	4	7	2	9	10	72
I3		6	6	3		6	8	13	10	8	4	7	10	81
I8		1		1		1			2		2			7
X2		69	63	46	10	22	46	61	75	43	19	5	3	462
X3		51	40	28	9	16	55	39	37	82	42	10	70	479
X4		2	3	2	2	1	6	4	9	9	6	5	1	50
X5		7	6	31	17	28	47	33	30	26	23	59	134	441
X6			2	16	12	17	26	12	5	9	38	30	73	240
X7		3	8	4	5	9	8	9	7	11	7	13	9	93
M135I				12	3	4	15	10	17	5	4	10	7	87
M140I		1												1
M2		2	7	6	1	4	17	12	19	11	5	2	2	88
M235I						1	3	8	8	14	8	10	18	70
M340I						1	9	12	19	25	8	12	13	99
M760LI										1			5	6
M4			1											1
M5		2	2	3	1	1	2	5	6	11	5	2	1	41
M8										2	7	3	3	15
Z4		32	15	13	3	11	25	17	10	20	11	15	24	196
M850I		3		1						2	2		3	11
 <b>BYD</b>	<b>Total</b>	0	0	0	0	1	4	0	1	4	6	1	3	20
	<b>Share</b>	0,00%	0,00%	0,00%	0,00%	0,10%	0,16%	0,00%	0,04%	0,14%	0,23%	0,04%	0,12%	0,07%
E5						1								1
T3							4		1	4	6	1	3	19
 <b>CAOA CHERY</b>	<b>Total</b>	1	1	0	0	0	0	1	0	0	0	0	0	3
	<b>Share</b>	0,04%	0,04%	0,00%	0,00%	0,00%	0,00%	0,04%	0,00%	0,00%	0,00%	0,00%	0,00%	0,01%
QQ		1												1
TIGGO								1						1
S-18			1											1
 <b>FERRARI</b>	<b>Total</b>	3	1	1	0	0	6	3	5	4	4	1	2	30
	<b>Share</b>	0,12%	0,04%	0,05%	0,00%	0,00%	0,24%	0,11%	0,18%	0,14%	0,15%	0,04%	0,08%	0,11%
488 SPIDER							1							1
488 PISTA SPIDER		2					1	2						5
488 PISTA COUPÉ				1			2		1					4
812		1												1
812 GTS											1			1
F8 TRIBUTO							1	1	1	3	2		1	9
F8 SPIDER													1	1
F12 TDF			1											1
PORTOFINO							1		3	1	1	1		7





## EMPLACAMENTO DAS ASSOCIADAS ABEIFA - 2020

### VEÍCULOS IMPORTADOS

MARCA/MODELO		jan	fev	mar	abr	mai	jun	jul	ago	set	out	nov	dez	Total	
	<b>JAC MOTORS</b>	<b>Total</b>	124	149	63	21	23	45	65	55	31	65	62	100	803
		<b>Share</b>	5,15%	5,58%	3,01%	2,79%	2,30%	1,76%	2,30%	2,03%	1,09%	2,47%	2,46%	4,13%	2,93%
	J3				1										1
	S3					1									1
	S7										1				1
	T40		63	68	18	11	6	13	26	19	7	24	32	37	324
	T50		34	22	2	2	3	4	1	6	3	5	8	7	97
	T60		4	29	16	2	8	10	14	12	6	9	8	24	142
	T80		4	4	3			2			3		2	5	23
	T 6							1							1
	V260		10	14	8	2	2	10	20	13	9	10	8	12	118
	IEV20			1	5	2	3	4	3	2	2		3	4	29
	IEV40		9	11	9	1	1	1	1	2		17		11	63
	IEV60									1					1
IEV 330P				1								1		2	
	<b>JAGUAR</b>	<b>Total</b>	108	134	123	26	16	94	117	113	126	80	44	37	1.018
		<b>Share</b>	4,49%	5,02%	5,88%	3,46%	1,60%	3,68%	4,13%	4,18%	4,45%	3,04%	1,74%	1,53%	3,71%
	F-TYPE		6	7	3			3	2		2	1		3	27
	E-PACE		65	79	60	15	9	62	82	68	69	31	17	8	565
	F-PACE		26	20	42	5	6	20	22	36	41	30	19	16	283
	IPACE		8	22	7	4		5	6	6	9	15	7	9	98
	XE		1	4	4	1	1	2	3	2	4		1	1	24
	XE S		2												2
	XF			2	4			2	1		1	3			13
	XJ				3	1			1	1					6
		<b>KIA MOTORS</b>	<b>Total</b>	593	599	484	133	166	401	580	641	655	687	587	455
		<b>Share</b>	24,64%	22,43%	23,14%	17,69%	16,60%	15,72%	20,49%	23,71%	23,11%	26,08%	23,26%	18,79%	21,81%
BONGO			221	229	197	61	65	177	299	349	292	282	172	116	2.460
CADENZA									1		2				3
CARNIVAL			4	25	16	3	4	15	10	5	12	13	9	7	123
CERATO			78	87	60	21	28	64	89	99	160	188	219	154	1.247
OPTIMA										1					1
PICANTO													1		1
SORENTO			9	16	17	1	2	5	12	9	16	12	16	7	122
SELTOS													1		1
SOUL			8	2	2			1	2	1	1				17
SPORTAGE			229	208	159	34	61	114	146	136	149	150	119	120	1.625
NIRO													1		1
STINGER			2							2		2	2	2	10
RIO			42	32	33	13	6	25	21	39	23	40	47	49	370
	<b>LAMBORGHINI</b>	<b>Total</b>	0	3	2	2	0	2	2	1	0	2	1	5	20
		<b>Share</b>	0,00%	0,11%	0,10%	0,27%	0,00%	0,08%	0,07%	0,04%	0,00%	0,08%	0,04%	0,21%	0,07%
	HURACAN COUPÉ				1									1	2
	HURACAN SPYDER					2		1	1					1	5
	AVENTADOR			1										1	2
URUS			2	1			1	1	1		2	1	2	11	




## EMPLACAMENTO DAS ASSOCIADAS ABEIFA - 2020

### VEÍCULOS IMPORTADOS

MARCA/MODELO		jan	fev	mar	abr	mai	jun	jul	ago	set	out	nov	dez	Total	
 <b>LAND ROVER</b>	<b>Total</b>	263	323	299	94	133	413	494	349	258	119	86	133	2.964	
	<b>Share</b>	<b>10,93%</b>	<b>12,09%</b>	<b>14,29%</b>	<b>12,50%</b>	<b>13,30%</b>	<b>16,19%</b>	<b>17,45%</b>	<b>12,91%</b>	<b>9,10%</b>	<b>4,52%</b>	<b>3,41%</b>	<b>5,49%</b>	<b>10,81%</b>	
	DEFENDER					1		22	93	70	29	27	57	299	
	DISCOVERY 4	63	63	47	15	13	82	95	65	56	24	20	10	553	
	DISCOVERY SPORT	1							1					2	
	EVOQUE	86	107	125	36	61	196	184	85	65	34	10	5	994	
	RANGE ROVER	6	8	10	3	5	10	8	6	4	1	3	1	65	
	RANGE ROVER SPORT	50	93	69	20	35	79	106	55	21	7	9	31	575	
	VELAR	57	52	48	20	18	46	79	44	42	24	17	29	476	
 <b>MASERATI</b>	<b>Total</b>	1	3	0	0	0	0	1	2	3	2	2	0	14	
	<b>Share</b>	<b>0,04%</b>	<b>0,11%</b>	<b>0,00%</b>	<b>0,00%</b>	<b>0,00%</b>	<b>0,00%</b>	<b>0,04%</b>	<b>0,07%</b>	<b>0,11%</b>	<b>0,08%</b>	<b>0,08%</b>	<b>0,00%</b>	<b>0,05%</b>	
	LEVANTE	1	3					1	2	3	1			11	
	QUATTROPORTE													0	
	GT										1	1		2	
Ghibli											1		1		
 <b>MINI</b>	<b>Total</b>	107	107	105	30	41	134	130	108	119	124	153	140	1.298	
	<b>Share</b>	<b>4,45%</b>	<b>4,01%</b>	<b>5,02%</b>	<b>3,99%</b>	<b>4,10%</b>	<b>5,25%</b>	<b>4,59%</b>	<b>4,00%</b>	<b>4,20%</b>	<b>4,71%</b>	<b>6,06%</b>	<b>5,78%</b>	<b>4,73%</b>	
	COOPER	5	13	9	5	1	12	7	11	11	8	14	17	11	113
	COOPER CABRIO			1											1
	COOPER 5P	9	8	4		2	9	4	8	8	7	10	6	6	75
	COOPER S	18	15	14	6	11	17	26	20	15	17	21	24	24	204
	COOPER S 5P	12	15	26		5	13	14	14	13	10	15	12	12	149
	COOPER CLUBMAN	5	4	1		1	1	6	2	3	4	4	4	4	35
	COOPER S CLUBMAN	1					2								3
	COOPER S CABRIO	9	8	6	3	3	11	12	9	12	9	8	7	7	97
	COOPER COUNTRYMAN	5	4	8	2	1	18	12	8	14	6	22	19	19	119
	COOPER S COUNTRYMAN	12	15	12	3	1	13	21	16	13	16	9	4	4	135
	COOPER JCW CABRIO	5	7	6	3	1	7	5	5	5	2	5	7	7	58
	COOPER JCW COUNTRYMAN	12	7	3	3	3	4	6		3	5	5	7	7	58
	COOPER SE COUNTRYMAN	7	2	6	1	8	15	7	10	6	14	23	24	24	123
	COOPER HATCH JCW 3P	7	9	9	4	4	12	10	5	7	9	13	14	14	103
COOPER JCW GP3									12	11	1	1	1	25	
 <b>PORSCHE</b>	<b>Total</b>	224	279	210	98	154	350	218	249	241	186	186	54	2.449	
	<b>Share</b>	<b>9,31%</b>	<b>10,45%</b>	<b>10,04%</b>	<b>13,03%</b>	<b>15,40%</b>	<b>13,72%</b>	<b>7,70%</b>	<b>9,21%</b>	<b>8,50%</b>	<b>7,06%</b>	<b>7,37%</b>	<b>2,23%</b>	<b>8,93%</b>	
	911	73	98	91	45	61	126	60	43	54	22	58	12	743	
	911 TURBO									1	5	2	4	12	
	918	1											2	3	
	BOXSTER	33	45	35	15	16	19	23	28	28	31	29	4	306	
	TAYCAN					2							1	1	4
	CAYENNE	60	81	54	19	34	100	49	46	76	106	16	5	646	
	CAYMAN	8	18	2		6	9	6	13	11	10	21	5	109	
	MACAN	41	33	23	13	29	85	65	94	51	10	39	16	499	
	PANAMERA	8	4	5	6	6	11	15	25	20	2	20	5	127	

## EMPLACAMENTO DAS ASSOCIADAS ABEIFA - 2020

### VEÍCULOS IMPORTADOS

MARCA/MODELO		jan	fev	mar	abr	mai	jun	jul	ago	set	out	nov	dez	Total	
 <b>ROLLS ROYCE</b>	<b>Total</b>	0	0	0	0	0	0	0	1	0	1	1	0	3	
	<b>Share</b>	0,00%	0,00%	0,00%	0,00%	0,00%	0,00%	0,00%	0,04%	0,00%	0,04%	0,04%	0,00%	0,01%	
	WRAITH													0	
	PHANTOM										1			1	
	DAWN													0	
CULLINAN								1			1		2		
 <b>SUZUKI</b>	<b>Total</b>	147	153	105	28	57	88	160	142	168	176	144	149	1.517	
	<b>Share</b>	6,11%	5,73%	5,02%	3,72%	5,70%	3,45%	5,65%	5,25%	5,93%	6,68%	5,71%	6,15%	5,53%	
	SCROSS	14	14	7	5	7	10	12	9	13	15	21	9	136	
	VITARA	61	55	41	13	20	23	50	48	71	69	70	73	594	
JIMNY SIERRA	72	84	57	10	30	55	98	85	84	92	53	67	787		
 <b>VOLVO</b>	<b>Total</b>	546	651	465	208	221	599	691	644	788	932	1.033	924	7.702	
	<b>Share</b>	22,68%	24,37%	22,23%	27,66%	22,10%	23,48%	24,41%	23,83%	27,81%	35,38%	40,93%	38,15%	28,09%	
	S60	29	76	25	7	6	38	57	64	78	136	126	150	792	
	S80													0	
	S90	3	13	5	3	1	6	5	3	10	10	22	15	96	
	V40	3	2											1	6
	V60	6	8	7	2	2	17	14	18	17	11	1		103	
	XC40	234	233	188	66	102	221	243	283	280	273	421	325	2.869	
	XC60	227	237	190	104	86	248	281	204	291	417	337	329	2.951	
	XC90	44	82	50	26	24	69	91	72	112	85	126	104	885	
<b>TOTAL IMPORTADOS ...</b>		<b>2.407</b>	<b>2.671</b>	<b>2.092</b>	<b>752</b>	<b>1.000</b>	<b>2.551</b>	<b>2.831</b>	<b>2.703</b>	<b>2.834</b>	<b>2.634</b>	<b>2.524</b>	<b>2.422</b>	<b>27.421</b>	