

COLETIVA DE IMPRENSA

Resultados: 1º Semestre 2019



ABOVE & BEYOND



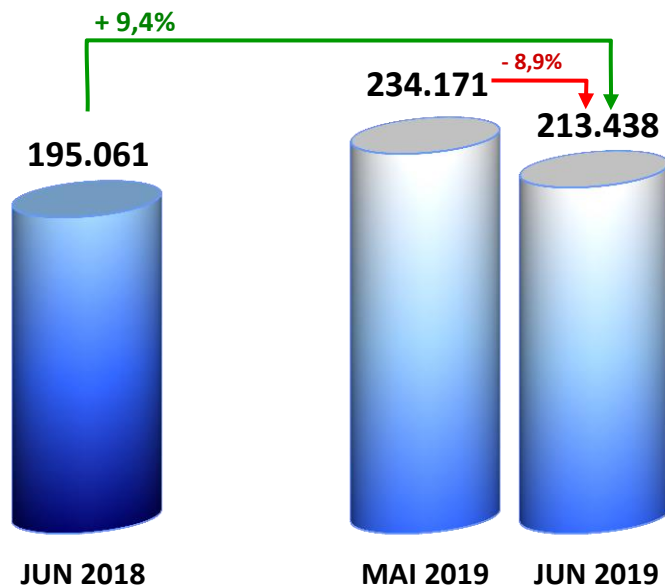
PORSCHE



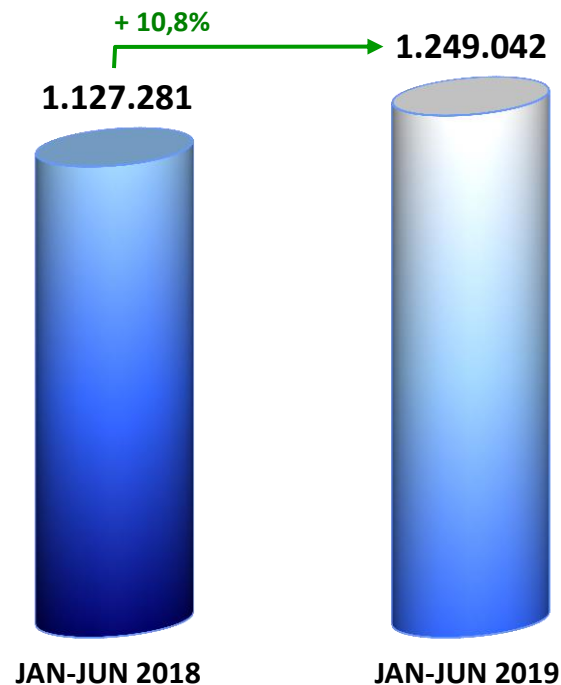
LICENCIAMENTO DE AUTOMÓVEIS E COMERCIAIS LEVES

NACIONAIS + IMPORTADOS – TODAS AS MARCAS

RESULTADOS MENSAIS



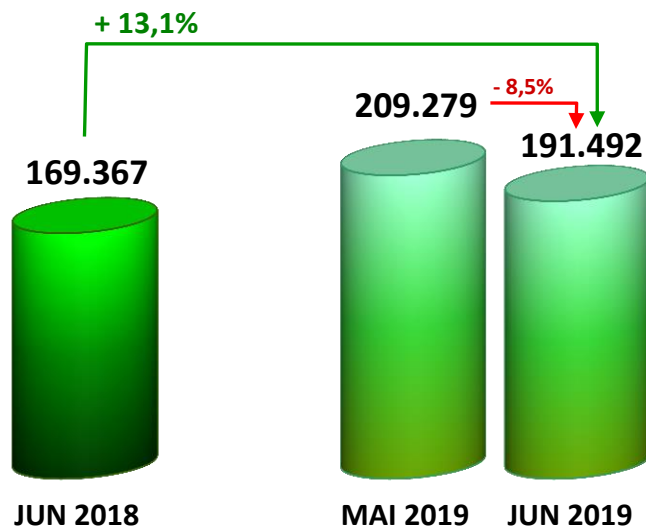
ACUMULADO JAN-JUN



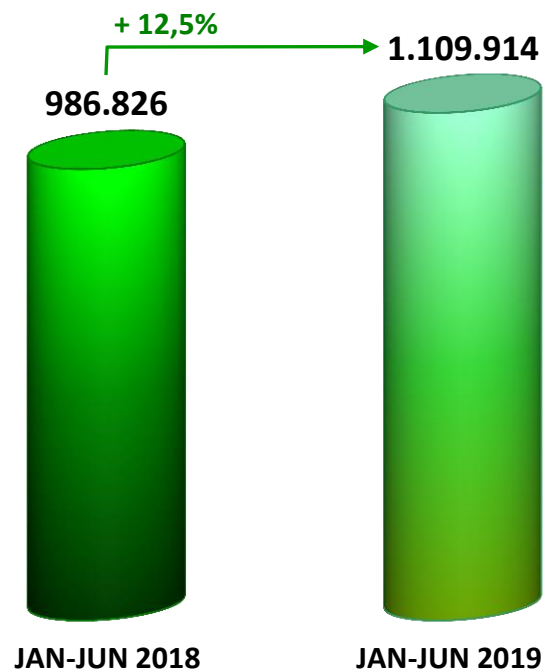
LICENCIAMENTO DE AUTOMÓVEIS E COMERCIAIS LEVES

VEÍCULOS PRODUZIDOS NO PAÍS – TODAS AS MARCAS

RESULTADOS MENSAIS



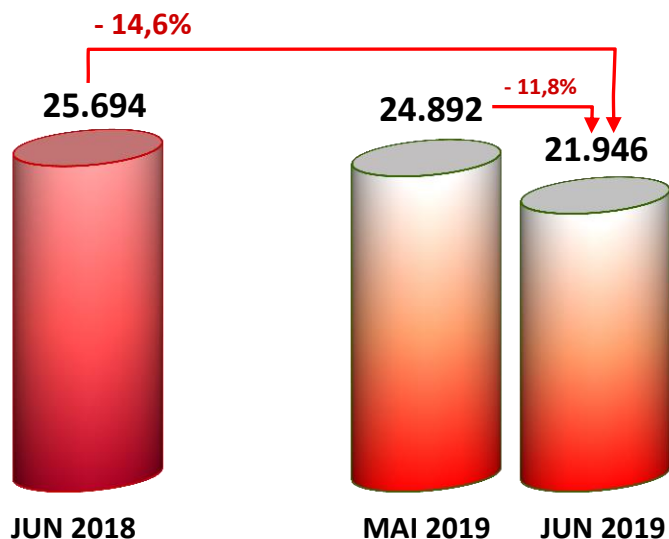
ACUMULADO JAN-JUN



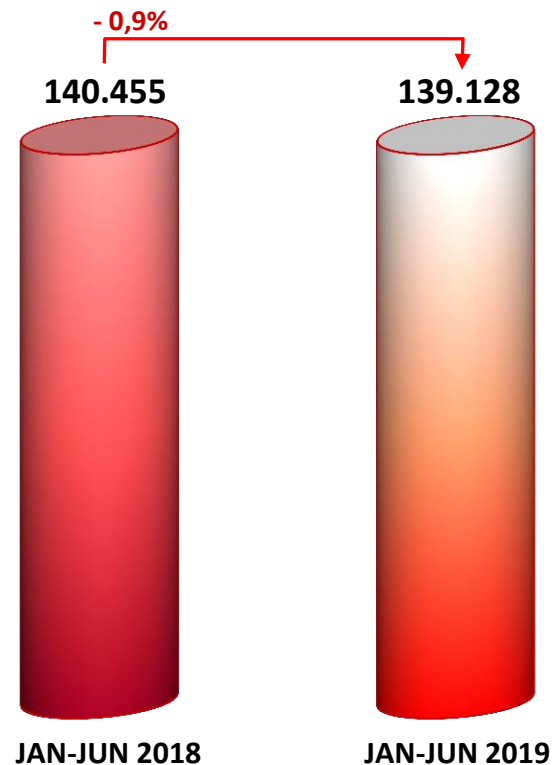
LICENCIAMENTO DE AUTOMÓVEIS E COMERCIAIS LEVES

VEÍCULOS IMPORTADOS – TODAS AS MARCAS

RESULTADOS MENSAIS



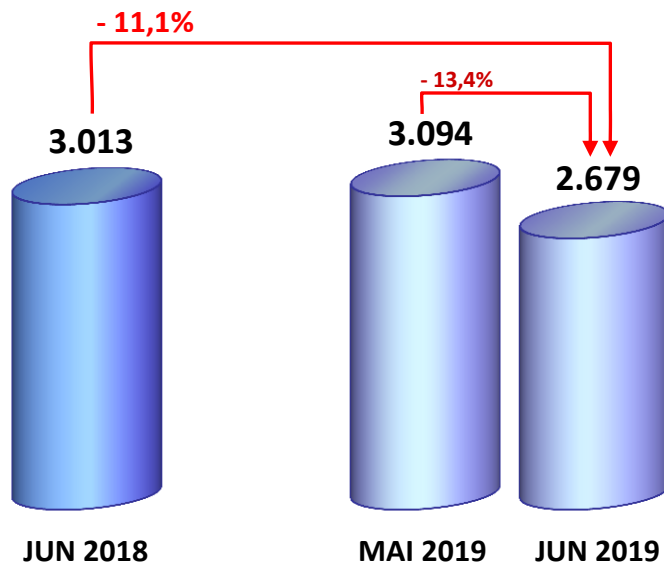
ACUMULADO JAN-JUN



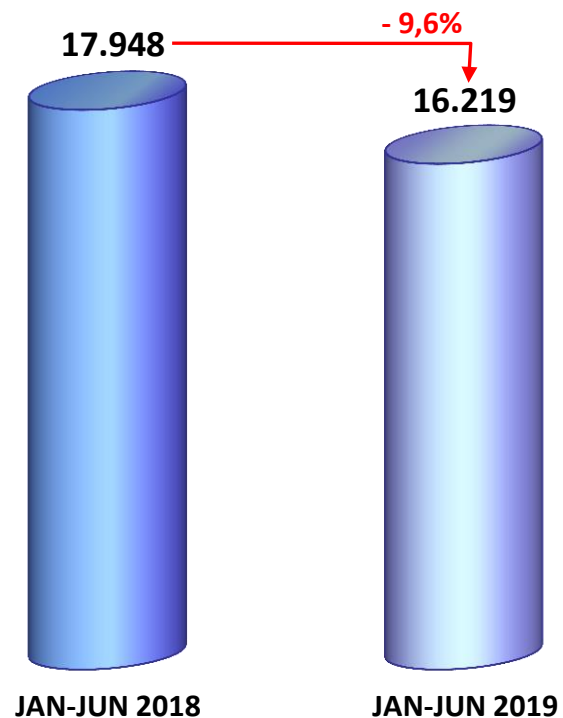
LICENCIAMENTO DE AUTOMÓVEIS E COMERCIAIS LEVES

VEÍCULOS IMPORTADOS PELAS ASSOCIADAS ABEIFA

RESULTADOS MENSAIS



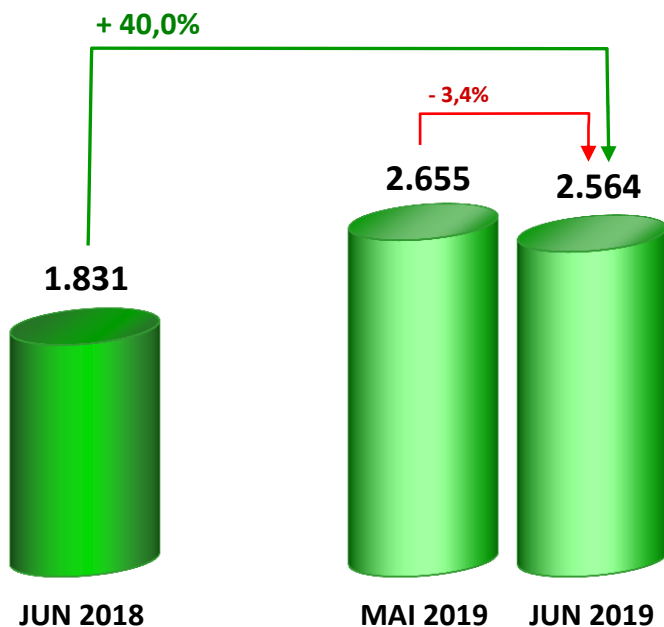
ACUMULADO JAN-JUN



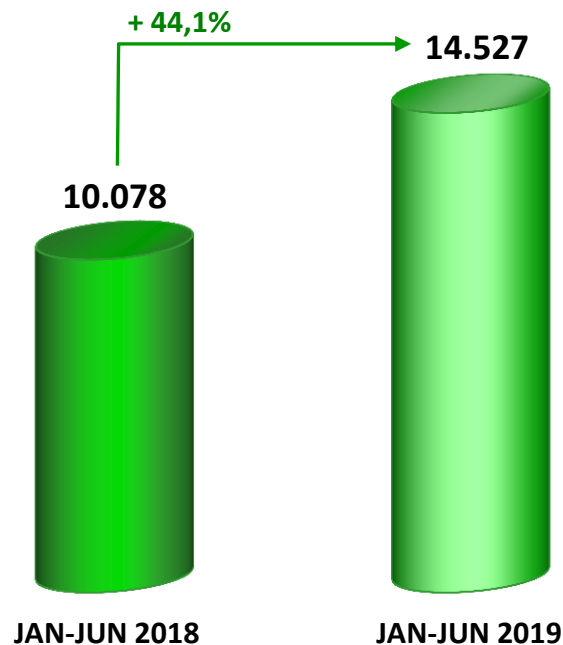
LICENCIAMENTO DE AUTOMÓVEIS E COMERCIAIS LEVES

VEÍCULOS PRODUZIDOS NO PAÍS PELAS ASSOCIADAS ABEIFA

RESULTADOS MENSAIS



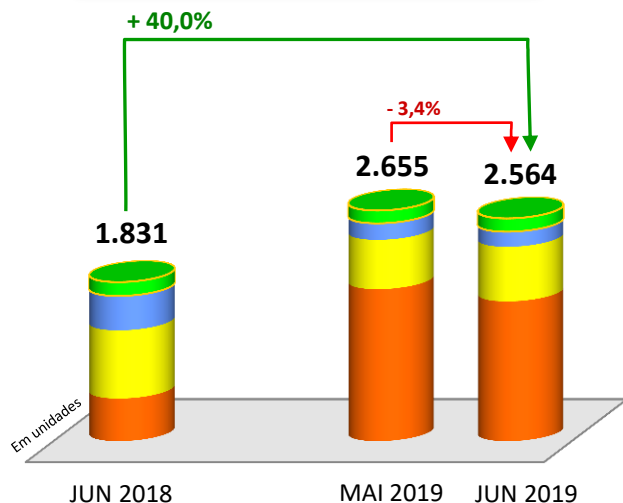
ACUMULADO JAN-JUN



LICENCIAMENTO DE AUTOMÓVEIS E COMERCIAIS LEVES

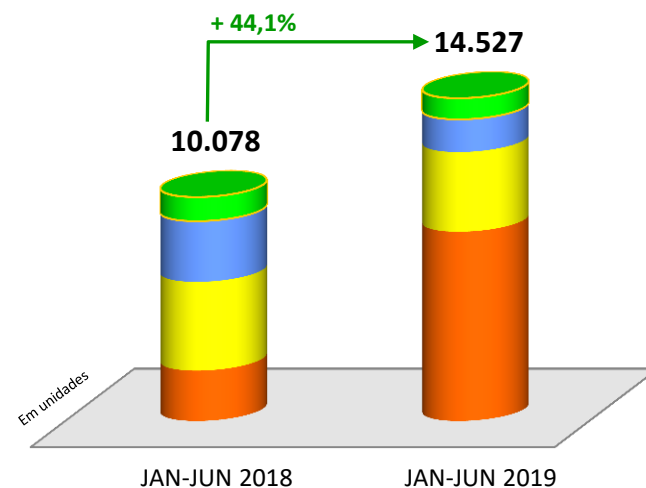
VEÍCULOS PRODUZIDOS NO PAÍS PELAS ASSOCIADAS ABEIFA – POR MARCA

RESULTADOS MENSAIS



	CAOA CHERY	490	1.749	1.608	- 8,1%
	BMW	785	568	629	+ 10,7%
	LAND ROVER	397	191	174	- 8,9%
	SUZUKI	159	147	153	+ 4,1%
	TOTAL ...	1.831	2.655	2.564	- 3,4%

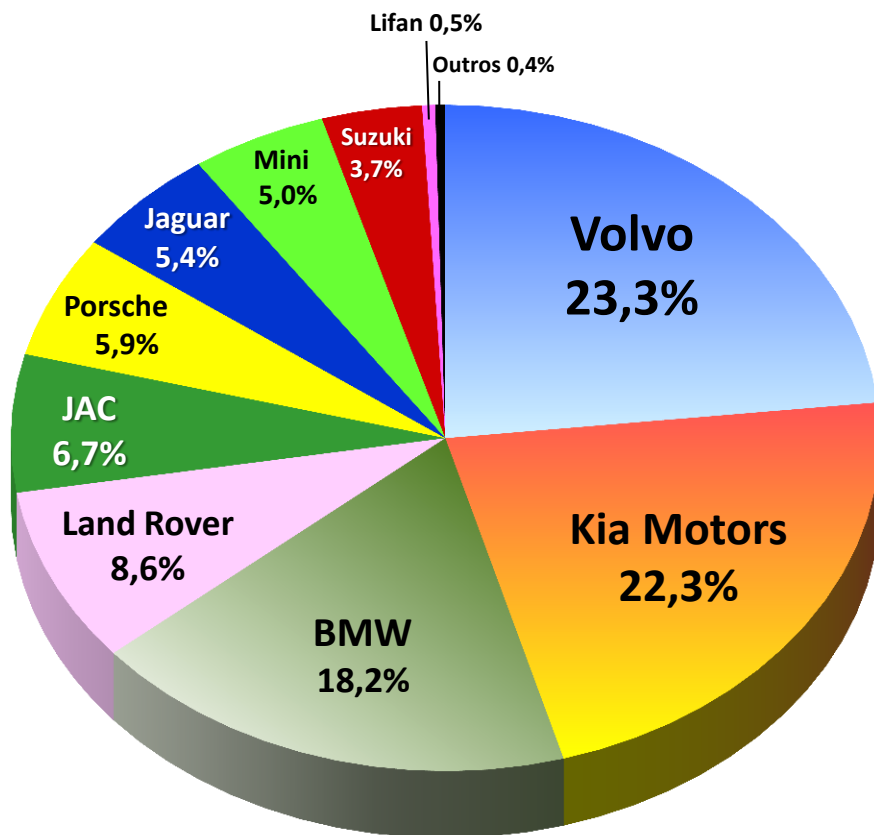
ACUMULADO JAN-JUN



	CAOA CHERY	2.264	8.516	+276,1%
	BMW	3.997	3.587	- 10,3%
	LAND ROVER	2.734	1.473	- 46,1%
	SUZUKI	1.083	951	- 12,2%
	TOTAL ...	10.078	14.527	+ 44,1%

IMPORTAÇÕES ABEIFA – PARTICIPAÇÃO POR MARCA

JUNHO 2019

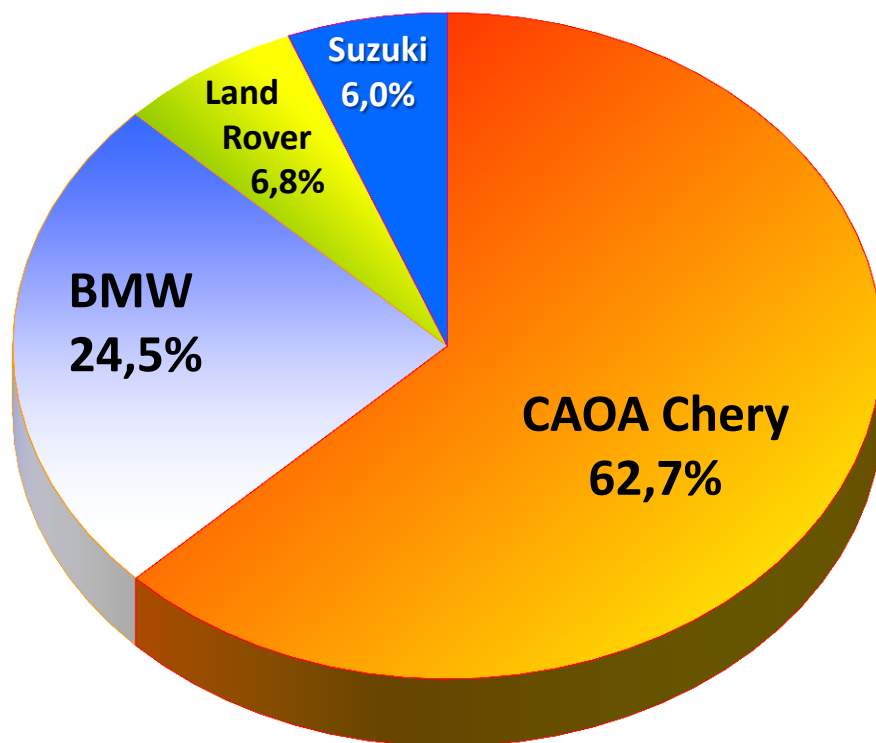


2.679 unidades

MARCAS	JUN 2019
VOLVO	624
KIA MOTORS	598
BMW	488
LAND ROVER	229
JAC	179
PORSCHE	159
JAGUAR	144
MINI	135
SUZUKI	100
LIFAN	13
MASERATI	6
FERRARI	2
LAMBORGHINI	2
TOTAL ...	2.679

PRODUÇÃO NACIONAL ABEIFA – PARTICIPAÇÃO POR MARCA

JUNHO 2019

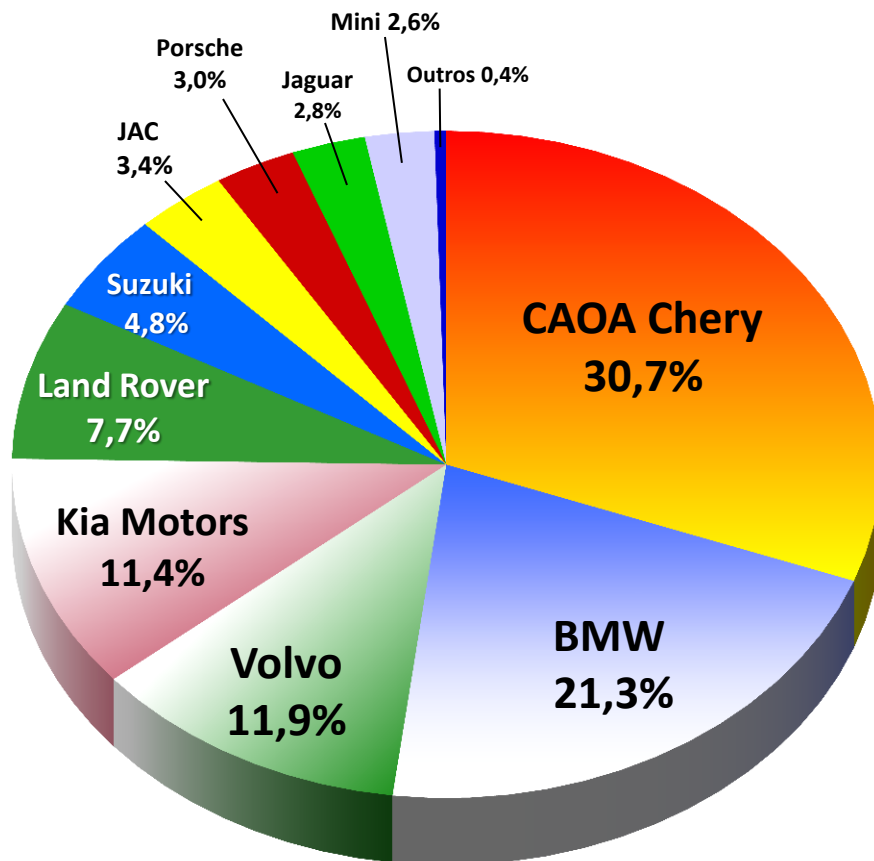


MARCAS	JUN 2019
CAOA CHERY	1.608
BMW	629
LAND ROVER	174
SUZUKI	153
TOTAL ...	2.564

2.564 unidades

TOTAL ABEIFA – IMPORTADOS + PRODUÇÃO NACIONAL

JUNHO 2019

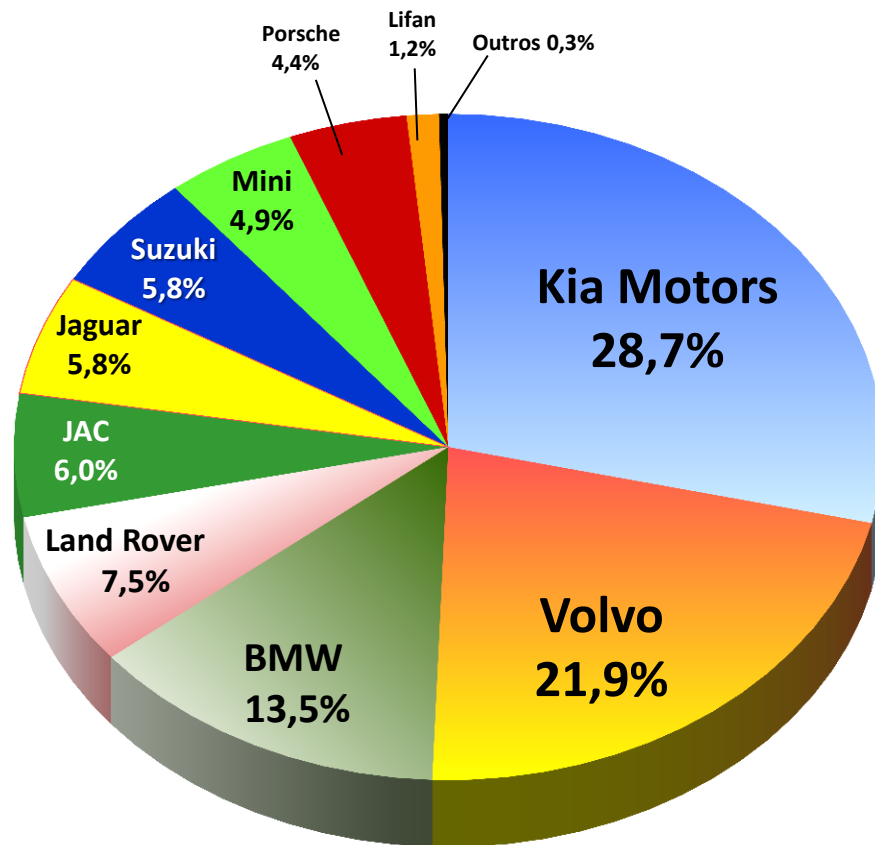


5.243 unidades

MARCAS	JUN 2019
CAOA CHERY	1.608
BMW	1.117
VOLVO	624
KIA MOTORS	598
LAND ROVER	403
SUZUKI	253
JAC	179
PORSCHE	159
JAGUAR	144
MINI	135
LIFAN	13
MASERATI	6
LAMBORGHINI	2
FERRARI	2
TOTAL ...	5.243

IMPORTAÇÕES ABEIFA – PARTICIPAÇÃO POR MARCA

ACUMULADO: JANEIRO-JUNHO 2019

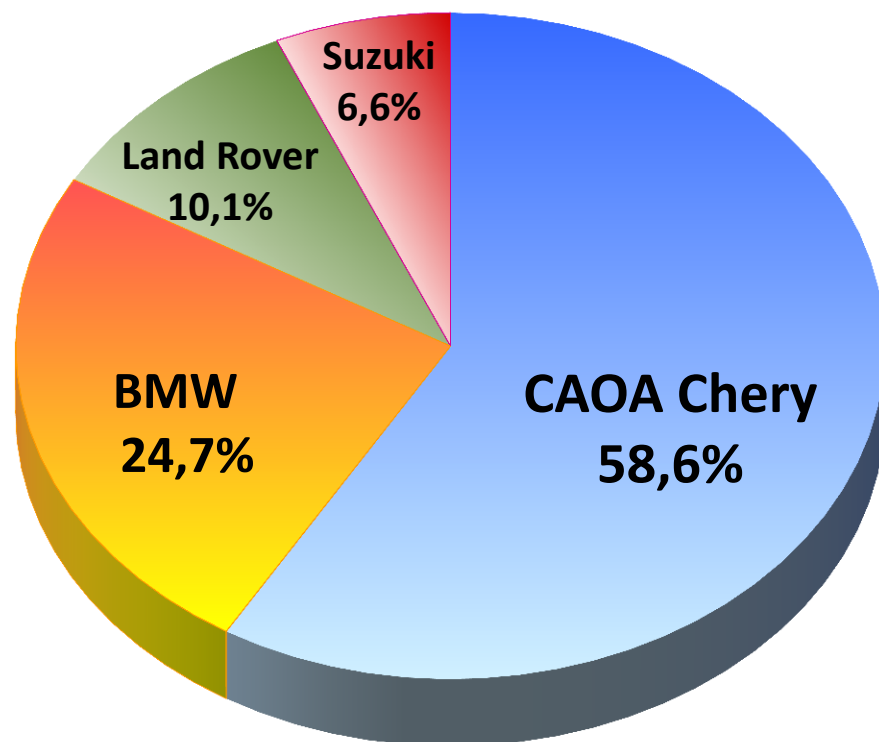


16.219 unidades

MARCAS	JAN-JUN 2019
KIA MOTORS	4.649
VOLVO	3.556
BMW	2.196
LAND ROVER	1.213
JAC	970
JAGUAR	941
SUZUKI	937
MINI	794
PORSCHE	713
LIFAN	194
LAMBORGHINI	20
FERRARI	17
MASERATI	16
ROLLS ROYCE	2
CHERY	1
BYD	0
TOTAL ...	16.219

PRODUÇÃO NACIONAL ABEIFA – PARTICIPAÇÃO POR MARCA

ACUMULADO: JANEIRO-JUNHO 2019

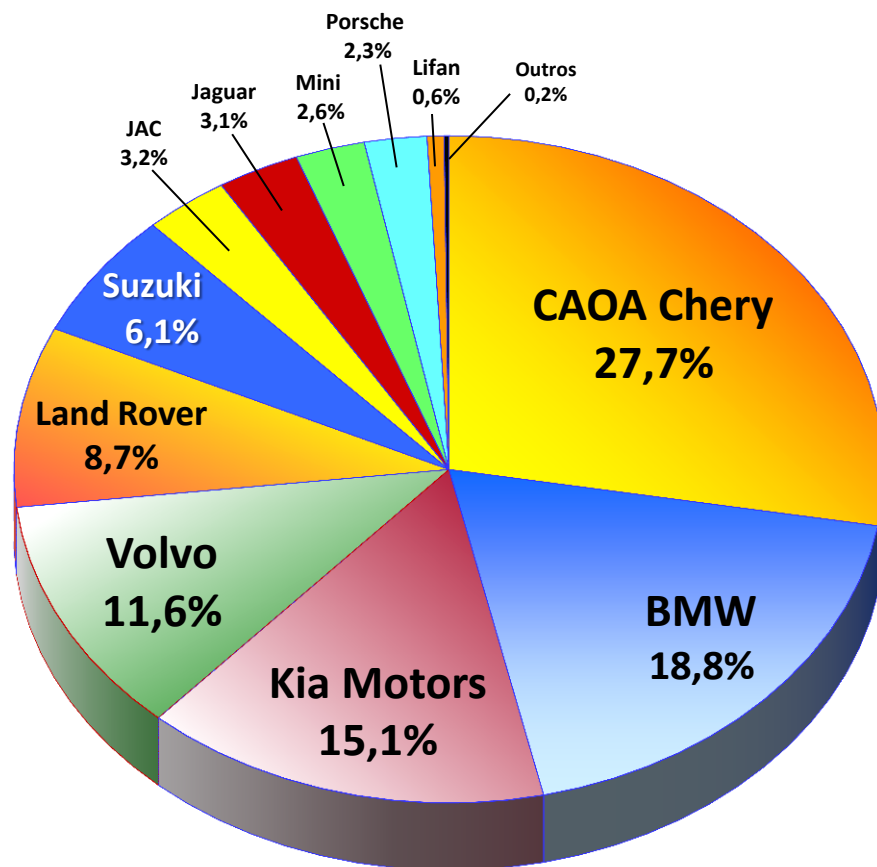


14.527 unidades

MARCAS	JAN-JUN 2019
CAOA CHERY	8.516
BMW	3.587
LAND ROVER	1.473
SUZUKI	951
TOTAL ...	14.527

TOTAL ABEIFA – IMPORTADOS + PRODUÇÃO NACIONAL

ACUMULADO: JANEIRO-JUNHO 2019



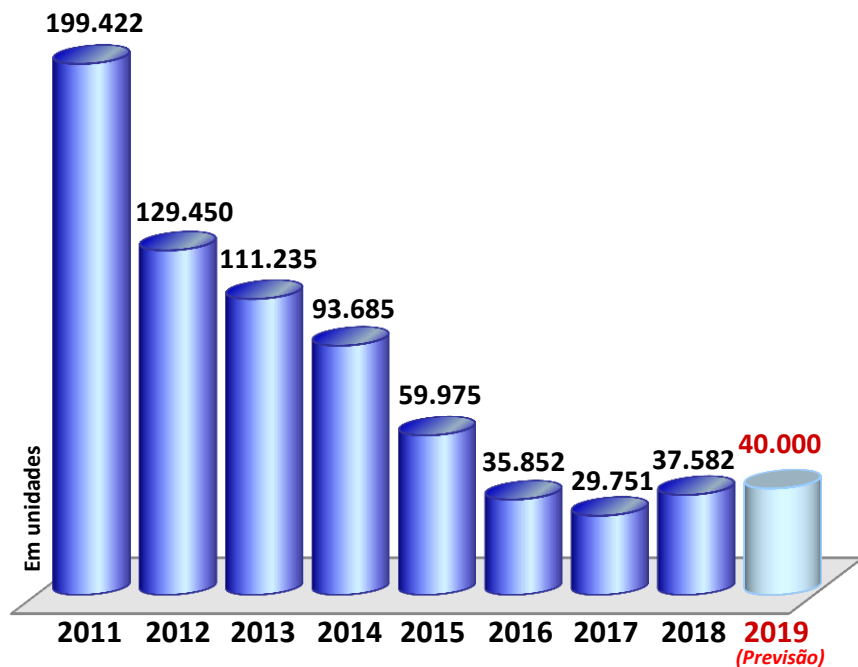
30.746 unidades

MARCAS	JAN-JUN 2019
CAOA CHERY	8.517
BMW	5.783
KIA MOTORS	4.649
VOLVO	3.556
LAND ROVER	2.686
SUZUKI	1.888
JAC	970
JAGUAR	941
MINI	794
PORSCHE	713
LIFAN	194
LAMBORGHINI	20
FERRARI	17
MASERATI	16
ROLLS ROYCE	2
BYD	0
TOTAL ...	30.746

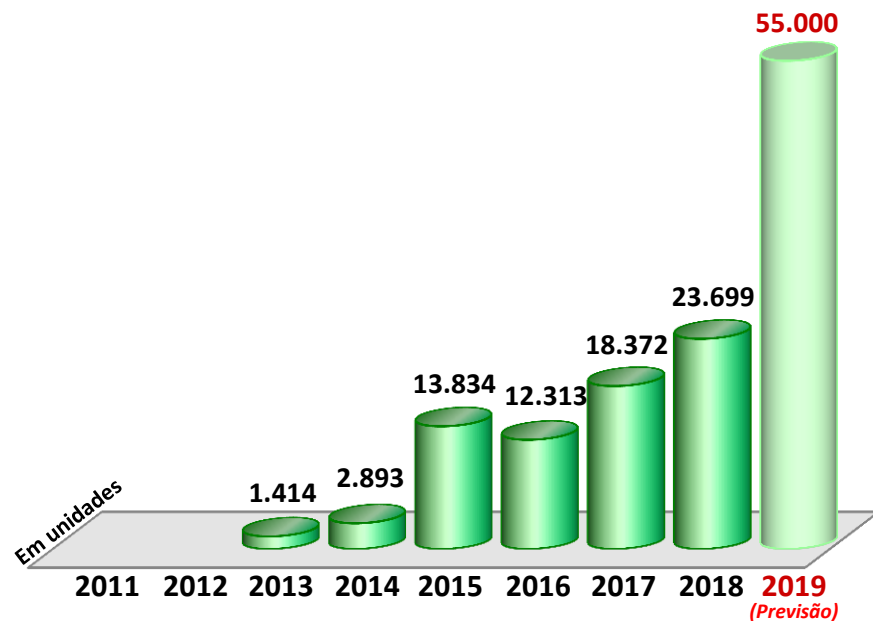
LICENCIAMENTO DE AUTOMÓVEIS E COMERCIAIS LEVES

ASSOCIADAS ABEIFA – 2011 A 2018

VEÍCULOS IMPORTADOS

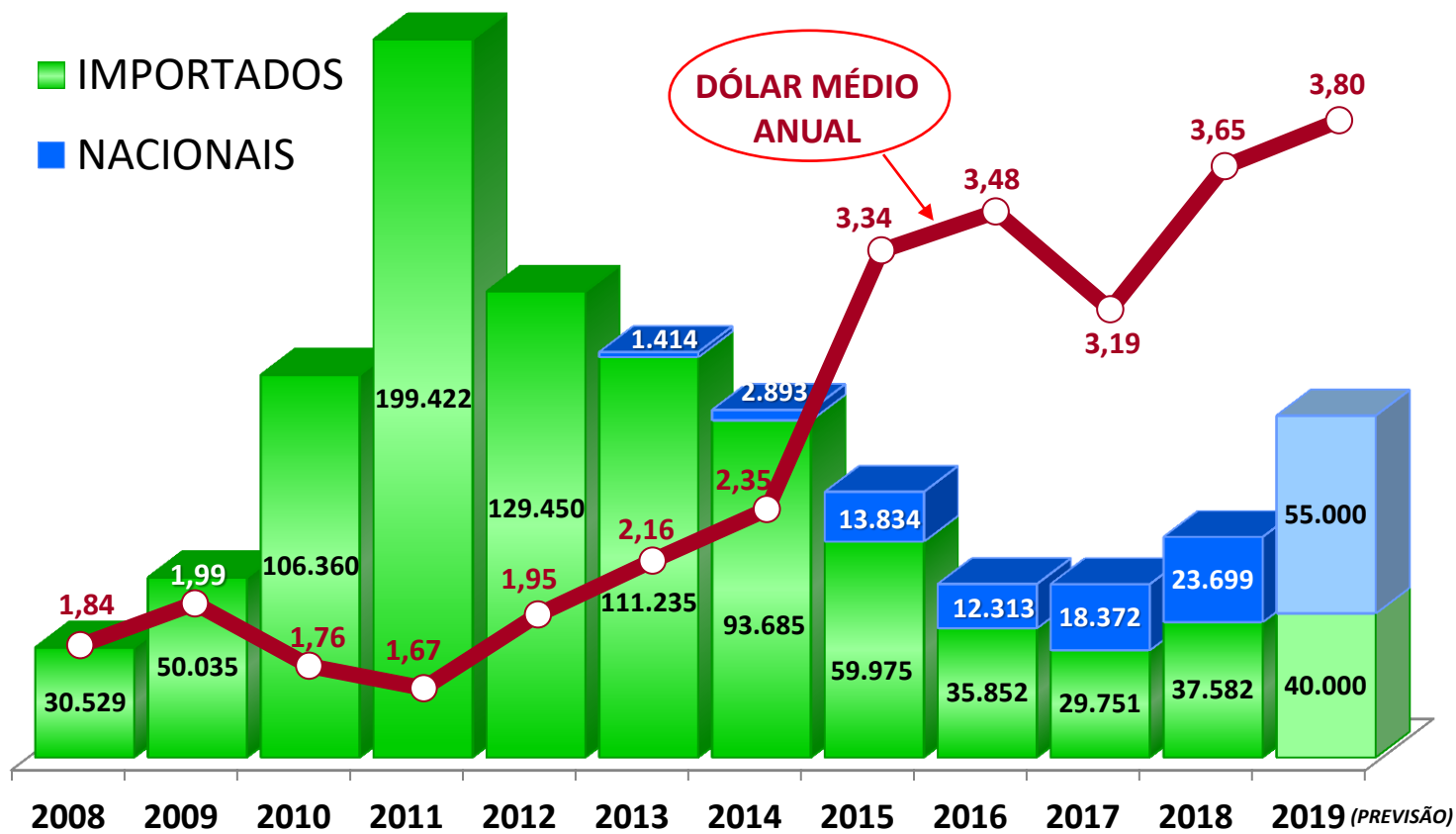


PRODUZIDOS NO PAÍS



LICENCIAMENTO DE AUTOMÓVEIS E COMERCIAIS LEVES

HISTÓRICO DE LICENCIAMENTO DAS ASSOCIADAS ABEIFA



MERCADO INTERNO	2.671.189	3.008.867	3.329.237	3.425.738	3.634.995	3.576.181	3.329.058	2.477.095	1.986.535	2.172.612	2.470.224	2.750.000
IMPORT. ABEIFA (%)	1,14%	1,66%	3,19%	5,82%	3,56%	3,11%	2,81%	2,42%	1,80%	1,37%	1,52%	1,45%



ABOVE & BEYOND



PORSCHE

