






EMPLACAMENTO DAS ASSOCIADAS ABEIFA - 2019

VEÍCULOS DE PRODUÇÃO NACIONAL

MARCA/MODELO		jan	fev	mar	abr	mai	jun	jul	ago	set	out	nov	dez	Total
 BMW	Total	574	606	0	0	0	0	0	0	0	0	0	0	1.180
	Share	29,15%	25,95%											
SÉRIE 1														0
SÉRIE 3		257	224											481
X1		205	270											475
X3		70	81											151
X4		42	31											73
 CAOA CHERY	Total	998	1.312	0	0	0	0	0	0	0	0	0	0	2.310
	Share	50,69%	56,19%											
CELER		1												1
CELER SEDAN														0
CIELO HATCH														0
QQ		259	233											492
TIGGO		631	476											1.107
TIGGO 5X			387											387
TIGGO 7			38											38
ARRIZO 5		107	178											285
 LAND ROVER	Total	247	249	0	0	0	0	0	0	0	0	0	0	496
	Share	12,54%	10,7%											
DEFENDER														0
EVOQUE		98	86											184
DISCOVERY		149	162											311
RANGE ROVER			1											1
 MINI	Total	0	0	0	0	0	0	0	0	0	0	0	0	0
	Share													
COOPER S COUNTRYMAN														0
 SUZUKI	Total	150	168	0	0	0	0	0	0	0	0	0	0	318
	Share	7,62%	7,2%											
JIMNY		150	168											318
TOTAL PROD. NACIONAL ...		1.969	2.335	0	0	0	0	0	0	0	0	0	0	4.304

TOTAL ABEIFA (IMPORTADOS + NACIONAIS)	4.444	4.830	0	0	0	0	0	0	0	0	0	0	0	9.274
---	--------------	--------------	----------	----------	----------	----------	----------	----------	----------	----------	----------	----------	----------	--------------