






## EMPLACAMENTO DAS ASSOCIADAS ABEIFA - 2017

### VEÍCULOS DE PRODUÇÃO NACIONAL

MARCA/MODELO		jan	fev	mar	abr	mai	jun	jul	ago	set	out	nov	dez	Total
 <b>BMW</b>	<b>Total</b>	451	376	0	0	0	0	0	0	0	0	0	0	827
	<b>Share</b>	<b>46,35%</b>	<b>44,08%</b>											<b>45,29%</b>
SÉRIE 1		5	4											9
SÉRIE 3		187	136											323
X1		185	192											377
X3		42	17											59
X4		32	27											59
 <b>CHERY</b>	<b>Total</b>	92	92	0	0	0	0	0	0	0	0	0	0	184
	<b>Share</b>	<b>9,46%</b>	<b>10,79%</b>											<b>10,08%</b>
CELER		35	27											62
CELER SEDAN		18	20											38
QQ		39	45											84
 <b>LAND ROVER</b>	<b>Total</b>	300	293	0	0	0	0	0	0	0	0	0	0	593
	<b>Share</b>	<b>30,83%</b>	<b>34,3%</b>											<b>32,48%</b>
EVOQUE		92	88											180
DISCOVERY		208	205											413
 <b>MINI</b>	<b>Total</b>	0	0	0	0	0	0	0	0	0	0	0	0	0
	<b>Share</b>													
COOPER S COUNTRYMAN		0	0											0
 <b>SUZUKI</b>	<b>Total</b>	130	92	0	0	0	0	0	0	0	0	0	0	222
	<b>Share</b>	<b>13,36%</b>	<b>10,8%</b>											<b>12,16%</b>
JIMNY		130	92											222
<b>TOTAL PROD. NACIONAL ...</b>		<b>973</b>	<b>853</b>	<b>0</b>	<b>0</b>	<b>0</b>	<b>0</b>	<b>0</b>	<b>0</b>	<b>0</b>	<b>0</b>	<b>0</b>	<b>0</b>	<b>1.826</b>

<b>TOTAL ABEIFA</b> (IMPORTADOS + NACIONAIS)	<b>2.918</b>	<b>2.539</b>	<b>0</b>	<b>0</b>	<b>0</b>	<b>0</b>	<b>0</b>	<b>0</b>	<b>0</b>	<b>0</b>	<b>0</b>	<b>0</b>	<b>0</b>	<b>5.457</b>
---	--------------	--------------	----------	----------	----------	----------	----------	----------	----------	----------	----------	----------	----------	--------------