






**EMPLACAMENTO DAS ASSOCIADAS ABEIFA - 2018**  
**VEÍCULOS DE PRODUÇÃO NACIONAL**

MARCA/MODELO		jan	fev	mar	abr	mai	jun	jul	ago	set	out	nov	dez	Total
 <b>BMW</b>	<b>Total</b>	595	435	599	737	0	0	0	0	0	0	0	0	2.366
	<b>Share</b>	<b>38,59%</b>	<b>34,86%</b>	<b>35,03%</b>	<b>40,58%</b>									
SÉRIE 1														0
SÉRIE 3		248	164	228	317									957
X1		332	254	347	353									1.286
X3		1	4	3	31									39
X4		14	13	21	36									84
 <b>CHERY</b>	<b>Total</b>	397	302	307	341	0	0	0	0	0	0	0	0	1.347
	<b>Share</b>	<b>25,75%</b>	<b>24,20%</b>	<b>17,95%</b>	<b>18,78%</b>									
CELER		28	12	29	18									87
CELER SEDAN		24	5	1	2									32
CIELO HATCH														0
QQ		345	285	259	244									1.133
TIGGO				18	77									95
 <b>LAND ROVER</b>	<b>Total</b>	330	369	605	563	0	0	0	0	0	0	0	0	1.867
	<b>Share</b>	<b>21,40%</b>	<b>29,6%</b>	<b>35,4%</b>	<b>31,0%</b>									
EVOQUE		109	132	227	224									692
DISCOVERY		221	237	378	339									1.175
 <b>MINI</b>	<b>Total</b>	0	0	0	0	0	0	0	0	0	0	0	0	0
	<b>Share</b>													
COOPER S COUNTRYMAN		0	0	0	0	0	0	0	0	0	0	0	0	0
 <b>SUZUKI</b>	<b>Total</b>	220	142	199	175	0	0	0	0	0	0	0	0	736
	<b>Share</b>	<b>14,27%</b>	<b>11,4%</b>	<b>11,6%</b>	<b>9,6%</b>									
JIMNY		220	142	199	175									736
<b>TOTAL PROD. NACIONAL ...</b>		<b>1.542</b>	<b>1.248</b>	<b>1.710</b>	<b>1.816</b>	<b>0</b>	<b>0</b>	<b>0</b>	<b>0</b>	<b>0</b>	<b>0</b>	<b>0</b>	<b>0</b>	<b>6.316</b>

<b>TOTAL ABEIFA</b> (IMPORTADOS + NACIONAIS)	<b>3.967</b>	<b>3.825</b>	<b>5.167</b>	<b>5.053</b>	<b>0</b>	<b>0</b>	<b>0</b>	<b>0</b>	<b>0</b>	<b>0</b>	<b>0</b>	<b>0</b>	<b>0</b>	<b>18.012</b>
---	--------------	--------------	--------------	--------------	----------	----------	----------	----------	----------	----------	----------	----------	----------	---------------