










EMPLACAMENTO DAS ASSOCIADAS ABEIFA - 2017

VEÍCULOS IMPORTADOS

MARCA/MODELO		jan	fev	mar	abr	mai	jun	jul	ago	set	out	nov	dez	Total	
	BMW	Total	128	130	152	143	171	210	226	213	176	224	185	0	1.958
		Share	6,58%	7,71%	6,20%	7,00%	6,68%	8,07%	8,33%	7,55%	7,40%	8,58%	7,08%		7,41%
	SÉRIE 1		0	0	0	0	1	0	0	0	0	0	0		1
	SÉRIE 2		11	13	7	5	1	2	20	32	26	41	24		182
	SÉRIE 3		13	29	25	24	16	5	3	4	2	0	3		124
	SÉRIE 4		17	13	33	24	33	49	34	12	8	15	9		247
	SÉRIE 5		1	2	6	22	25	47	35	59	39	52	49		337
	SÉRIE 6		0	0	0	0	0	1	0	0	1	0	0		2
	SÉRIE 7		3	2	2	2	2	5	5	3	1	4	1		30
	I3		7	1	4	4	3	4	1	2	0	0	0		26
	I8		2	0	0	0	1	0	0	0	0	2	1		6
	X1		0	2	0	0	2	2	0	0	0	0	2		8
	X3		0	1	2	1	0	2	0	0	1	2	0		9
	X4		12	7	12	13	3	0	0	2	0	0	3		52
	X5		6	3	8	10	24	43	62	47	39	44	35		321
	X6		33	25	31	25	25	21	29	31	27	25	25		297
	M135I		1	0	1	0	0	0	0	0	0	0	0		2
	M140I		3	5	3	1	10	9	7	4	4	6	9		61
	M2		5	8	2	2	5	2	5	4	3	8	3		47
	M235I		0	0	0	0	0	0	0	0	0	0	0		0
	M240I		4	7	6	1	5	5	9	1	8	5	5		56
	M3 SEDAN		3	7	5	6	12	6	11	9	13	14	14		100
	M4		4	0	1	0	1	1	1	2	1	0	0		11
	M5		0	0	0	0	0	0	0	0	0	0	0		0
	M6		1	2	2	3	1	4	3	1	3	5	2		27
	Z3		0	0	0	0	0	0	1	0	0	0	0		1
	Z4		2	3	2	0	2	1	0	0	0	1	0		11
	BYD	Total	2	2	6	4	1	1	1	4	4	4	1	0	30
		Share	0,10%	0,12%	0,24%	0,20%	0,04%	0,04%	0,04%	0,14%	0,17%	0,15%	0,04%		0,11%
	E5		0	0	0	0	0	0	0	0	3	0	0		3
	E6		2	1	1	1	0	0	0	4	1	0	0		10
	T3		0	1	5	3	1	1	1	0	0	4	1		17
	CHERY	Total	14	6	2	2	1	2	0	2	1	0	0	0	30
		Share	0,72%	0,36%	0,08%	0,10%	0,04%	0,08%	0,00%	0,07%	0,04%	0,00%	0,00%		0,11%
	CELER		0	0	0	0	0	0	0	0	0	0	0		0
	CELER SEDAN		1	0	0	0	0	0	0	0	0	0	0		1
	CIELO HATCH		0	0	0	0	0	0	0	0	1	0	0		1
	CIELO SEDAN		0	0	0	0	0	0	0	0	0	0	0		0
	FACE		0	0	0	1	0	0	0	0	0	0	0		1
	QQ		1	1	0	0	0	0	2	0	0	0	0		4
	S-18		0	0	0	0	0	0	0	0	0	0	0		0
	TIGGO		12	5	2	1	1	2	0	0	0	0	0		23
	OUTROS		0	0	0	0	0	0	0	0	0	0	0		0
	FERRARI	Total	1	3	0	0	4	3	1	4	0	2	0	0	18
		Share	0,05%	0,18%	0,00%	0,00%	0,16%	0,12%	0,04%	0,14%	0,00%	0,08%	0,00%		0,07%
	458		0	1	0	0	1	2	0	0	0	0	0		4
	488 GTB		0	0	0	0	1	0	1	0	0	1	0		3
	488 SPIDER		1	1	0	0	1	1	0	1	0	0	0		5
	CALIFORNIA		0	0	0	0	1	0	0	3	0	1	0		5
	F12 TDF		0	0	0	0	0	0	0	0	0	0	0		0
	FF		0	0	0	0	0	0	0	0	0	0	0		0
	F12 BERLINETTA		0	1	0	0	0	0	0	0	0	0	0		1






EMPLACAMENTO DAS ASSOCIADAS ABEIFA - 2017

VEÍCULOS IMPORTADOS




MARCA/MODELO		jan	fev	mar	abr	mai	jun	jul	ago	set	out	nov	dez	Total	
	GEELY	Total	24	11	6	9	6	11	3	0	2	0	0	72	
		Share	1,23%	0,65%	0,24%	0,44%	0,23%	0,42%	0,11%	0,00%	0,08%	0,00%	0,00%	0,27%	
	EC-7	16	4	2	5	2	8	3	0	2	0	0	0	42	
	GC2	8	7	4	4	4	3	0	0	0	0	0	0	30	
	GX2	0	0	0	0	0	0	0	0	0	0	0	0	0	
	JAC MOTORS	Total	290	217	293	309	298	247	307	258	308	298	357	0	3.182
		Share	14,91%	12,87%	11,94%	15,12%	11,65%	9,49%	11,32%	9,15%	12,95%	11,41%	13,66%		12,04%
	A13 HACTH	0	0	0	0	0	0	0	0	0	0	0	0	0	
	J2	1	1	0	0	0	0	1	0	0	2	0	0	5	
	J3	34	16	11	3	9	6	3	1	0	0	0	0	83	
	J3 TURIN	26	33	51	38	28	8	3	1	0	0	1		189	
	J5	9	6	4	11	17	17	9	13	2	0	1		89	
	J6 2.0 5S	0	0	0	0	0	0	0	0	0	0	0	0	0	
	J6 2.0 7S	13	4	5	2	1	2	1	0	0	2	1		31	
	S5	0	1	0	0	0	0	1	0	0	0	0	0	2	
	S7	0	0	0	0	0	0	0	0	0	0	1		1	
	T 140	0	0	0	0	0	1	0	0	0	0	0	0	1	
	T 40	0	0	0	0	0	0	30	0	173	167	241		611	
	T 5	185	142	203	243	230	191	250	238	128	125	88		2.023	
	T 6	17	12	16	10	9	18	7	3	5	2	18		117	
	T 8	5	2	3	2	4	4	2	2	0	0	0	0	24	
	V260	0	0	0	0	0	0	0	0	0	0	6		6	
	JAGUAR	Total	72	103	123	98	167	109	99	112	79	59	95	0	1.116
		Share	3,70%	6,11%	5,01%	4,79%	6,53%	4,19%	3,65%	3,97%	3,32%	2,26%	3,63%		4,22%
	F-TYPE	2	1	3	1	3	3	1	3	1	1	1	1	20	
	F-PACE	37	47	69	64	114	60	68	70	56	42	60		687	
	XE	10	9	9	4	3	15	7	11	6	4	2		80	
	XE S	20	36	33	22	38	22	19	15	10	6	14		235	
	XF	1	8	4	4	3	5	3	6	3	3	2		42	
	XFR	2	2	4	2	6	3	1	7	3	3	14		47	
	XJ	0	0	1	1	0	1	0	0	0	0	2		5	
	XK	0	0	0	0	0	0	0	0	0	0	0	0	0	
	KIA MOTORS	Total	582	454	827	608	701	765	777	847	652	744	731	0	7.688
		Share	29,92%	26,93%	33,71%	29,75%	27,40%	29,39%	28,65%	30,02%	27,41%	28,48%	27,96%		29,09%
	BONGO	126	101	128	85	90	148	159	166	153	189	164		1.509	
	CADENZA	0	1	0	1	0	1	1	0	0	0	0	0	4	
	CARENS	0	0	0	0	0	0	0	0	0	0	0	0	0	
	CARNIVAL	9	11	13	9	6	14	15	16	14	16	14		137	
	CERATO	107	102	131	109	116	151	147	196	120	128	134		1.441	
	MOHAVE	1	1	2	2	4	0	1	0	0	0	0	0	11	
	OPTIMA	1	1	1	0	0	0	0	0	1	0	0	0	4	
	PICANTO	92	92	118	165	69	73	45	38	26	18	9		745	
	QUORIS	0	2	0	1	0	1	0	0	0	0	0	0	4	
	SEDONA	0	0	0	0	0	0	0	0	0	0	0	0	0	
	SORENTO	30	28	33	17	35	28	32	18	24	20	21		286	
	SOUL	36	34	50	24	23	31	39	27	10	9	5		288	
	SPORTAGE	180	81	351	195	358	318	338	386	304	364	384		3.259	
	LAMBORGHINI	Total	1	1	0	2	0	2	0	0	3	1	0	11	
		Share	0,05%	0,06%	0,00%	0,10%	0,00%	0,08%	0,00%	0,00%	0,13%	0,04%	0,04%		0,04%
	GALLARDO	0	0	0	0	0	0	0	0	0	0	0	0	0	
	HURACAN	1	1	0	2	0	2	0	0	2	1	1		10	
	AVENTADOR	0	0	0	0	0	0	0	0	1	0	0	0	1	

EMPLACAMENTO DAS ASSOCIADAS ABEIFA - 2017

VEÍCULOS IMPORTADOS

MARCA/MODELO		jan	fev	mar	abr	mai	jun	jul	ago	set	out	nov	dez	Total	
	LAND ROVER	Total	116	79	122	99	126	136	238	148	98	156	163	0	1.481
		Share	5,96%	4,69%	4,97%	4,84%	4,93%	5,22%	8,78%	5,25%	4,12%	5,97%	6,24%		5,60%
	DEFENDER		5	0	0	1	1	0	0	0	0	0	0		7
	DISCOVERY 4		12	12	27	15	31	52	129	61	35	72	57		503
	DISCOVERY SPORT		27	21	20	14	6	2	2	1	2	2	0		97
	EVOQUE		44	23	15	17	29	17	9	5	8	10	8		185
	FREELANDER		0	0	0	0	0	0	0	0	0	0	0		0
	RANGE ROVER		4	3	4	2	3	4	9	3	3	5	8		48
	RANGE ROVER SPORT		24	20	56	50	56	61	89	78	50	67	53		604
	VELAR		0	0	0	0	0	0	0	0	0	37		37	
	LIFAN	Total	161	153	239	162	247	287	283	383	302	312	338	0	2.867
		Share	8,28%	9,07%	9,74%	7,93%	9,66%	11,03%	10,44%	13,58%	12,69%	11,94%	12,93%		10,85%
	FOISON		29	25	39	21	38	40	25	38	36	26	25		342
	LF 320		0	0	0	0	0	0	0	0	0	0	0		0
	LF 530		58	52	77	57	73	72	43	67	41	31	18		589
	LF 620		0	0	0	0	7	0	0	0	0	0	0		7
	X50		0	0	0	0	0	0	0	1	0	0	0		1
	X60		74	76	123	84	129	175	215	276	225	255	295		1.927
	X80		0	0	0	0	0	0	0	1	0	0	0		1
	MASERATI	Total	3	6	6	7	5	5	1	2	11	4	2	0	52
		Share	0,15%	0,36%	0,24%	0,34%	0,20%	0,19%	0,04%	0,07%	0,46%	0,15%	0,08%		0,20%
	GRANTURISMO		0	0	0	1	0	0	0	0	0	0	0		1
	LEVANTE		3	3	6	6	5	5	1	2	10	3	1		45
	QUATTROPORTE		0	0	0	0	0	0	0	0	0	1	0		1
	GRANCABRIO		0	0	0	0	0	0	0	0	0	0	0		0
	GHIBLI		0	3	0	0	0	0	0	0	1	0	1		5
	MINI	Total	111	103	104	78	149	139	144	157	130	156	166	0	1.437
		Share	5,71%	6,11%	4,24%	3,82%	5,82%	5,34%	5,31%	5,57%	5,46%	5,97%	6,35%		5,44%
	ONE		0	0	0	0	0	0	0	0	0	0	0		0
	COOPER		11	6	6	0	4	6	3	8	7	13	16		80
	COOPER 5P		1	1	1	1	1	0	2	5	6	6	3		27
	COOPER S		41	33	40	39	42	35	45	42	35	48	55		455
	COOPER S 5P		27	19	28	16	33	26	22	27	17	17	18		250
	COOPER S PACEMAN		0	0	0	0	0	0	0	0	0	0	0		0
	COOPER CLUBMAN S		6	11	10	8	15	16	6	8	1	9	4		94
	COOPER S CABRIO		14	18	14	3	7	4	13	7	14	9	13		116
	COOPER S COUNTRYMAN		0	0	0	6	39	42	38	47	40	44	46		302
	COOPER JCW		0	0	0	0	0	0	0	0	0	0	0		0
	COOPER JCW ROADSTER		0	0	0	0	0	0	0	0	0	0	0		0
	COOPER JCW CABRIO		0	0	0	0	0	0	0	0	0	0	0		0
	COOPER JCW COUNTRYMAN		0	0	0	0	0	0	0	0	0	0	2		2
	COOPER JCW PACEMAN		0	0	0	0	0	0	0	0	0	0	0		0
	COOPER HATCH JCW 3P		11	15	5	5	8	10	15	13	10	10	9		111
	COOPER S ROADSTER		0	0	0	0	0	0	0	0	0	0	0		0
	COOPER RED BULL		0	0	0	0	0	0	0	0	0	0	0		0
	PORSCHE	Total	69	64	114	63	123	120	99	104	110	96	117	0	1.079
		Share	3,55%	3,80%	4,65%	3,08%	4,81%	4,61%	3,65%	3,69%	4,62%	3,68%	4,48%		4,08%
	911		10	13	11	12	14	24	11	23	20	11	20		169
	911 TURBO		3	3	3	1	1	2	5	1	2	1	1		23
	BOXSTER		5	0	2	1	14	11	13	13	20	8	19		106
	CAYENNE		22	16	31	17	38	32	30	29	27	29	26		297
	CAYMAN		4	8	10	1	3	0	5	0	1	4	6		42
	MACAN		24	20	50	31	40	46	33	34	39	42	32		391
	PANAMERA		1	4	7	0	13	5	2	4	1	1	13		51

EMPLACAMENTO DAS ASSOCIADAS ABEIFA - 2017
VEÍCULOS IMPORTADOS

MARCA/MODELO		jan	fev	mar	abr	mai	jun	jul	ago	set	out	nov	dez	Total
 ROLLS ROYCE	Total	0	0	1	0	0	0	0	1	0	0	0	0	2
	Share	0,00%	0,00%	0,04%	0,00%	0,00%	0,00%	0,00%	0,04%	0,00%	0,00%	0,00%	0,00%	0,01%
GHOST		0	0	0	0	0	0	0	0	0	0	0	0	0
DROPHEAD		0	0	0	0	0	0	0	0	0	0	0	0	0
WRAITH		0	0	0	0	0	0	0	0	0	0	0	0	0
PHANTOM		0	0	1	0	0	0	0	0	0	0	0	0	1
DAWN		0	0	0	0	0	0	0	1	0	0	0	0	1
 SUZUKI	Total	132	153	199	201	258	274	249	234	198	200	186	0	2.284
	Share	6,79%	9,07%	8,11%	9,83%	10,09%	10,53%	9,18%	8,29%	8,32%	7,66%	7,12%		8,64%
GRAN VITARA		3	3	2	2	1	0	0	0	1	0	0		12
SWIFT		4	5	2	4	4	1	2	0	1	0	0		23
SCROSS		66	52	63	53	69	57	52	64	47	38	48		609
VITARA		59	93	132	142	184	216	195	170	149	162	138		1.640
 VOLVO	Total	239	201	259	259	301	292	284	352	305	356	272	0	3.120
	Share	12,29%	11,92%	10,56%	12,67%	11,77%	11,22%	10,47%	12,48%	12,82%	13,63%	10,41%		11,81%
240		0	0	0	0	0	0	1	0	0	0	0		1
S60		13	9	10	10	7	23	13	19	14	13	7		138
V40		16	28	40	27	52	23	32	33	31	41	37		360
V60		3	2	11	9	5	3	5	7	4	6	4		59
XC60		159	130	164	191	201	212	212	242	190	217	183		2.101
XC90		48	32	34	22	36	31	21	51	66	79	41		461
OUTROS	Total	0	0	0	0	0	0	0	0	0	0	0		0
TOTAL IMPORTADOS ...		1.945	1.686	2.453	2.044	2.558	2.603	2.712	2.821	2.379	2.612	2.614	0	26.427