









EMPLACAMENTO DAS ASSOCIADAS ABEIFA - 2018

VEÍCULOS IMPORTADOS

MARCA/MODELO		jan	fev	mar	abr	mai	jun	jul	ago	set	out	nov	dez	Total
 BMW	Total	161	153	226	260	302	242	207	291	232	249	187	0	2.510
	Share	6,64%	5,94%	6,54%	8,03%	9,33%	8,03%	6,68%	7,66%	7,96%	7,15%	6,35%		7,34%
SÉRIE 1								1	40	28	22	8		99
SÉRIE 2		31	21	33	42	61	32	34	12	5	7	2		280
SÉRIE 3			1	1	1			1						4
SÉRIE 4		9	10	4	8	16	11	13	14	14	17	6		122
SÉRIE 5		26	19	28	30	34	40	17	26	17	19	19		275
SÉRIE 6														0
SÉRIE 7		2	2		1	1	1		7	2				16
I3							1		4					5
I8		8		2				1			2			15
X1		2									1			3
X2					46	87	46	51	84	92	87	53		546
X3			19	68	25	9	5	5	2	4	6	9		152
X4		18	18	16	9	5	4	1	4		2	35		112
X5		30	31	32	59	50	65	43	38	38	42	19		447
X6		19	18	23	15	15	19	18	29	13	19	16		204
525											1			1
M135I														0
M140I		2	2	3	3	1	1	4	2	6	10	5		39
M2		4	4	5	3	5	3	4				6		34
M235I														0
M240I		3	1	7	8	9	8	4	1		1			42
M3 SEDAN		6	4	4	6	4	3		6	1	1	4		39
M4					1	3	1			4	2			11
M5							2	9	21	8	10	5		55
M6		1	1		3	2		1	1					9
Z3														0
Z4														0
 BYD	Total	1	0	4	0	1	16	23	1	0	0	0	0	46
	Share	0,04%	0,00%	0,12%	0,00%	0,03%	0,53%	0,74%	0,03%	0,00%	0,00%	0,00%	0,00%	0,13%
E5				4			15	18						37
E6						1	1	4						6
T3		1						1	1					3
 CAOA CHERY	Total	0	0	0	1	1	0	0	4	0	0	0	0	6
	Share	0,00%	0,00%	0,00%	0,03%	0,03%	0,00%	0,00%	0,11%	0,00%	0,00%	0,00%	0,00%	0,02%
CELER														0
CELER SEDAN														0
CIELO HATCH														0
CIELO SEDAN									2					2
FACE														0
QQ														0
S-18														0
TIGGO					1	1			2					4
 FERRARI	Total	1	3	1	2	3	6	1	3	2	3	2	0	27
	Share	0,04%	0,12%	0,03%	0,06%	0,09%	0,20%	0,03%	0,08%	0,07%	0,09%	0,07%		0,08%
458			1											1
488 GTB						1	1	1	1		1			5
488 SPIDER			2	1		2	3							8
488 PISTA														0
812					2		2		1			1		6
GTC4 LUSSO		1							1	1				3
GTC4 LUSSO T														0
F12 TDF										1				1
PORTOFINO											2	1		3






EMPLACAMENTO DAS ASSOCIADAS ABEIFA - 2018

VEÍCULOS IMPORTADOS




MARCA/MODELO		jan	fev	mar	abr	mai	jun	jul	ago	set	out	nov	dez	Total	
	JAC MOTORS	Total	283	341	436	370	384	388	300	363	241	326	234	0	3.666
		Share	11,67%	13,23%	12,61%	11,43%	11,86%	12,88%	9,67%	9,55%	8,27%	9,36%	7,94%		10,72%
A13 HACTH															0
J2											1				1
J3							1								1
J3 TURIN			1					1				1			3
J5		1									1				2
J6 2.0 5S															0
J6 2.0 JETFLEX 7S								1	2	1	2				6
S5															0
S7		1													1
T 140								1							1
T40		174	254	290	236	259	288	230	302	183	279	181			2.676
T50													26		26
T 5		91	66	104	94	90	69	33	23	40	25	10			645
T 6		12	10	26	19	8	9	11	27	6	3				131
T 8				3	2	3	6	4	1						19
V260		4	10	13	19	24	15	19	8	9	16	17			154
	JAGUAR	Total	102	84	89	91	65	155	234	264	210	187	161	0	1.642
		Share	4,20%	3,26%	2,57%	2,81%	2,01%	5,14%	7,55%	6,95%	7,21%	5,37%	5,46%		4,80%
F-TYPE			1			2		2	3	7	2	7	3		27
E-PACE								67	158	192	165	136	120		838
F-PACE			62	55	63	72	44	47	36	40	24	26	22		491
XE			3	1		2		2	7	3	5	4			27
XE S			30	24	24	9	16	34	13	17	10	10	13		200
XF			1	1	1	4	1		5			2	1		16
XFR			5	1	1	2	4	3	9	2	1		1		29
XJ				2					3	3	3	2	1		14
XK															0
	KIA MOTORS	Total	618	983	1.416	1.098	1.122	858	804	1.064	946	953	867	0	10.729
		Share	25,47%	38,15%	40,96%	33,92%	34,65%	28,48%	25,93%	28,00%	32,48%	27,35%	29,42%		31,38%
BONGO			110	156	154	158	179	166	191	260	350	296	266		2.286
CADENZA			1												1
CARENS											1				1
CARNIVAL			15	26	28	21	29	29	11	26	24	23	11		243
CERATO			139	214	540	310	266	124	106	129	110	153	140		2.231
MOHAVE			1												1
OPTIMA															0
PICANTO			13	69	28	5									115
QUORIS															0
SEDONA															0
SORENTO			27	40	34	48	76	50	59	73	46	60	47		560
SOUL			1			31	8	1	4	20	15	15	11		106
SPORTAGE			310	478	632	525	564	488	433	556	400	396	388		5.170
STINGER			1									10	4		15
	LAMBORGHINI	Total	1	0	1	1	1	1	2	4	1	1	0	0	13
		Share	0,04%	0,00%	0,03%	0,03%	0,03%	0,03%	0,06%	0,11%	0,03%	0,03%	0,00%		0,04%
HURACAN					1	1	1	1	1	2		1			8
AVENTADOR			1						1	2	1				5
URUS															0

EMPLACAMENTO DAS ASSOCIADAS ABEIFA - 2018

VEÍCULOS IMPORTADOS

MARCA/MODELO		jan	fev	mar	abr	mai	jun	jul	ago	set	out	nov	dez	Total	
	LAND ROVER	Total	178	111	100	210	215	223	237	259	212	166	239	0	2.150
		Share	7,34%	4,31%	2,89%	6,49%	6,64%	7,40%	7,64%	6,82%	7,28%	4,76%	8,11%		6,29%
	DEFENDER										1				1
	DISCOVERY 4	62	25	18	106	105	108	76	80	81	52	58			771
	DISCOVERY SPORT			1											1
	EVOQUE	5	2	2	2	1	2	2	3	13	12	9			53
	FREELANDER					1									1
	RANGE ROVER		9	8	11	5	6	3	12	7	4	5			70
	RANGE ROVER SPORT	25	8	9	9	39	60	90	87	54	17	91			489
	VELAR	86	67	62	82	64	47	66	77	57	80	76			764
	LIFAN	Total	288	192	239	240	247	146	167	193	127	141	152	0	2.132
		Share	11,87%	7,45%	6,91%	7,41%	7,63%	4,85%	5,39%	5,08%	4,36%	4,05%	5,16%		6,24%
	FOISON	25	18	11	7	6	4	1	2		1	1			76
	LF 320														0
	LF 530	45	34	55	51	58	32	23	18	8	8	5			337
	LF 620														0
	X50														0
	X60	216	139	173	181	168	108	105	129	90	109	112			1.530
	X70	2	1		1										4
	X80					15	2	38	44	29	23	34			185
	MASERATI	Total	2	1	6	3	4	3	6	2	1	4	3	0	35
		Share	0,08%	0,04%	0,17%	0,09%	0,12%	0,10%	0,19%	0,05%	0,03%	0,11%	0,10%		0,10%
	GRANTURISMO														0
	LEVANTE	1		3	3	3	3	6	1	1	3	3			27
	QUATTROPORTE		1	1					1						3
	GRANCABRIO			1											1
	Ghibli	1		1		1					1				4
	MINI	Total	143	127	141	107	103	107	133	191	148	171	161	0	1.532
		Share	5,89%	4,93%	4,08%	3,31%	3,18%	3,55%	4,29%	5,03%	5,08%	4,91%	5,46%		4,48%
	ONE						1								1
	COOPER	18	13	16	13	18	17	17	33	35	19	12			211
	COOPER CABRIO											4			4
	COOPER 5P	8	11	9	3	9	6	14	27	21	25	12			145
	COOPER S	25	20	27	17	13	15	30	35	23	28	33			266
	COOPER S 5P	15	18	23	14	10	6	17	14	19	23	21			180
	COOPER S PACEMAN														0
	COOPER S CLUBMAN	2	3	3	5		1	2	2	1		5			24
	COOPER S CABRIO	14	13	15	7	1	3	2				9			64
	COOPER S COUNTRYMAN	42	36	42	42	46	53	40	62	33	53	43			492
	COOPER JCW ROADSTER														0
	COOPER JCW CABRIO											3			3
	COOPER JCW COUNTRYMAN	8	6	4	2	5	3	4	5	4	1	5			47
	COOPER HATCH JCW 3P	11	7	2	4	1	2	7	13	12	22	14			95
	COOPER S ROADSTER														0
	COOPER RED BULL														0
	PORSCHE	Total	101	102	128	121	100	127	112	121	132	176	130	0	1.350
		Share	4,16%	3,96%	3,70%	3,74%	3,09%	4,22%	3,61%	3,18%	4,53%	5,05%	4,41%		3,95%
	911	13	15	14	6	13	16	10	8	31	21	21			168
	911 TURBO	1	4	3	2	4	4	2	1	3	1	2			27
	BOXSTER	10	7	14	9	9	15	15	8	19	22	20			148
	CAYENNE	20	24	34	35	12	7	11	66	39	56	27			331
	CAYMAN	10	7	10	15	6	12	11	9	6	1	9			96
	MACAN	30	35	39	33	46	61	54	26	24	40	29			417
	PANAMERA	17	10	14	21	10	12	9	3	10	35	22			163

EMPLACAMENTO DAS ASSOCIADAS ABEIFA - 2018
VEÍCULOS IMPORTADOS

MARCA/MODELO		jan	fev	mar	abr	mai	jun	jul	ago	set	out	nov	dez	Total
 ROLLS ROYCE	Total	0	0	0	0	0	0	1	0	0	0	0	0	1
	Share	0,00%	0,00%	0,00%	0,00%	0,00%	0,00%	0,03%	0,00%	0,00%	0,00%	0,00%	0,00%	0,00%
GHOST														0
WRAITH														0
PHANTOM														0
DAWN								1						1
CULLINAN														0
 SUZUKI	Total	181	200	221	197	190	204	268	264	175	211	173	0	2.284
	Share	7,46%	7,76%	6,39%	6,09%	5,87%	6,77%	8,64%	6,95%	6,01%	6,06%	5,87%		6,68%
GRAN VITARA														0
SWIFT														0
SCROSS		39	33	57	53	57	39	59	60	46	55	50		548
VITARA		142	167	164	144	133	165	209	204	129	156	122		1.735
GVITARA												1		1
 VOLVO	Total	366	280	449	536	500	537	606	776	486	896	638	0	6.070
	Share	15,09%	10,87%	12,99%	16,56%	15,44%	17,82%	19,54%	20,42%	16,68%	25,72%	21,65%		17,75%
240														0
S60		15	8	17	11	6	5		1	3		1		67
S90								1		5	8	4		18
V40		67	33	47	50	42	43	24	34	21	30	28		419
V60		3	1	7	9	8	7	8	5	1	16	21		86
XC40				62	133	121	137	335	473	140	461	179		2.041
XC60		200	190	236	269	249	263	160	192	232	310	347		2.648
XC90		81	48	80	64	74	82	78	71	84	71	58		791
OUTROS	Total	0	0	0	0	0	0	0	0	0	0			0
TOTAL IMPORTADOS ...		2.426	2.577	3.457	3.237	3.238	3.013	3.101	3.800	2.913	3.484	2.947	0	34.193