












EMPLACAMENTO DAS ASSOCIADAS ABEIFA - 2016

VEÍCULOS IMPORTADOS

MARCA/MODELO		jan	fev	mar	abr	mai	jun	jul	ago	set	out	nov	dez	Total	
 ASTON MARTIN	Total	0	0	0	0	0	0	0	0	0	0	0	0	0	
	Share	0,00%	0,00%	0,00%										0,00%	
	DB9	0	0	0										0	
	VANTAGE	0	0	0										0	
	RAPIDE	0	0	0										0	
VIRAGE	0	0	0										0		
 BMW	Total	390	307	341	0	0	0	0	0	0	0	0	0	1.038	
	Share	10,62%	10,69%	10,28%											10,53%
	SÉRIE 1	0	0	0											0
	SÉRIE 2	9	12	18											39
	SÉRIE 3	19	9	30											58
	SÉRIE 4	12	3	6											21
	SÉRIE 5	13	17	12											42
	SÉRIE 6	0	2	1											3
	SÉRIE 7	3	1	1											5
	I3	10	6	10											26
	I8	0	0	0											0
	X1	91	63	59											213
	X3	5	3	4											12
	X4	58	67	64											189
	X5	58	48	51											157
	X6	55	43	65											163
	M135i	9	3	4											16
	M235i	8	5	3											16
	M3 SEDAN	15	16	10											41
	M4	3	1	1											5
M5	2	2	0											4	
M6	11	1	1											13	
Z3	0	0	0											0	
Z4	9	5	1											15	
 BYD	Total	0	1	0	0	0	0	0	0	0	0	0	0	1	
	Share	0,00%	0,03%	0,00%											0,01%
E6	0	1	0											1	
 CHERY	Total	86	78	74	0	0	0	0	0	0	0	0	0	238	
	Share	2,34%	2,72%	2,23%											2,41%
	CELER	10	12	5											27
	CELER SEDAN	3	5	5											13
	CIELO HATCH	0	0	0											0
	CIELO SEDAN	0	1	0											1
	FACE	0	1	0											1
	QQ	50	34	44											128
	S-18	0	1	0											1
	TIGGO	23	24	20											67
OUTROS	0	0	0											0	
 FERRARI	Total	2	0	1	0	0	0	0	0	0	0	0	0	3	
	Share	0,05%	0,00%	0,03%											0,03%
	308 GTS	0	0	0											0
	458	1	0	0											1
	488 GTB	0	0	1											1
	CALIFORNIA	1	0	0											1
FF	0	0	0											0	
F12 BERLINETTA	0	0	0											0	






EMPLACAMENTO DAS ASSOCIADAS ABEIFA - 2016

VEÍCULOS IMPORTADOS

MARCA/MODELO		jan	fev	mar	abr	mai	jun	jul	ago	set	out	nov	dez	Total
 GEELY	Total	73	26	82	0	0	0	0	0	0	0	0	0	181
	Share	1,99%	0,91%	2,47%										1,84%
	EC-7	19	13	48										80
	GC2	54	13	34										101
	GX2	0	0	0										0
 HAFEI MOTOR	Total	5	1	0	0	0	0	0	0	0	0	0	0	6
	Share	0,14%	0,03%	0,00%										0,06%
	TOWNER FURGÃO	2	1	0										3
	TOWNER PASSAGEIRO	2	0	0										2
	TOWNER PICK UP	1	0	0										1
 JAC MOTORS	Total	285	186	246	0	0	0	0	0	0	0	0	0	717
	Share	7,76%	6,48%	7,42%										7,27%
	A13 HACTH	0	0	0										0
	J2	28	27	21										76
	J3	52	33	36										121
	J3 TURIN	88	45	34										167
	J5	21	9	14										44
	J6 2.0 5S	0	0	0										0
	J6 DIAMOND 7S	5	6	3										14
	S3	0	0	0										0
	S5	0	0	0										0
	T 140	0	1	0										1
	T 5	0	0	60										60
	T 6	74	47	57										178
	T 8	17	18	21										56
 JAGUAR	Total	51	49	83	0	0	0	0	0	0	0	0	0	183
	Share	1,39%	1,71%	2,50%										1,86%
	F-TYPE	3	0	3										6
	XE	37	45	60										142
	XE S	0	0	0										0
	XF	11	4	17										32
	XFR	0	0	0										0
	XJ	0	0	3										3
	XK	0	0	0										0
	 JINBEI AUTOMOBILE	Total	8	10	11	0	0	0	0	0	0	0	0	0
Share		0,22%	0,35%	0,33%										0,29%
TOPIC PASSAGEIRO		6	5	7										18
TOPIC ESCOLAR	2	5	4										11	
 KIA MOTORS	Total	1.032	840	790	0	0	0	0	0	0	0	0	0	2.662
	Share	28,10%	29,26%	23,82%										27,00%
	BONGO	88	97	119										304
	CADENZA	3	1	5										9
	CARENS	0	0	0										0
	CARNIVAL	5	4	6										15
	CERATO	104	134	135										373
	MOHAVE	2	3	2										7
	OPTIMA	12	6	10										28
	PICANTO	340	233	141										714
	QUORIS	0	1	1										2
	SORENTO	60	36	39										135
	SOUL	37	47	26										110
SPORTAGE	381	278	306										965	





EMPLACAMENTO DAS ASSOCIADAS ABEIFA - 2016

VEÍCULOS IMPORTADOS

MARCA/MODELO		jan	fev	mar	abr	mai	jun	jul	ago	set	out	nov	dez	Total	
 LAMBORGHINI	Total	0	0	0	0	0	0	0	0	0	0	0	0	0	
	Share	0,00%	0,00%	0,00%										0,00%	
	GALLARDO	0	0	0										0	
	HURACAN	0	0	0										0	
	AVENTADOR	0	0	0										0	
 LAND ROVER	Total	735	552	673	0	0	0	0	0	0	0	0	0	1.960	
	Share	20,02%	19,23%	20,29%											19,88%
	DEFENDER	0	1	0											1
	DISCOVERY 4	78	38	58											174
	DISCOVERY SPORT	392	314	349											1.055
	EVOQUE	199	146	179											524
	FREELANDER	0	0	0											0
	RANGE ROVER	5	4	13											22
	RANGE ROVER SPORT	61	49	74											184
 LIFAN	Total	354	290	407	0	0	0	0	0	0	0	0	0	1.051	
	Share	9,64%	10,10%	12,27%											10,66%
	FOISON	57	57	67											181
	LF 320	0	0	1											1
	LF 530	65	40	97											202
	LF 620	0	0	1											1
	X50	0	0	0											0
	X60	232	193	241											666
 MASERATI	Total	3	2	0	0	0	0	0	0	0	0	0	0	5	
	Share	0,08%	0,07%	0,00%											0,05%
	GRANTURISMO	1	0	0											1
	QUATTROPORTE	2	0	0											2
	GRANCABRIO	0	0	0											0
 MINI	Total	94	118	113	0	0	0	0	0	0	0	0	0	325	
	Share	2,56%	4,11%	3,41%											3,30%
	ONE	1	0	0											1
	COOPER	7	9	1											17
	COOPER 5P	5	6	6											17
	COOPER S	38	45	28											111
	COOPER S 5P	19	26	34											79
	COOPER S PACEMAN	0	0	0											0
	COOPER CLUBMAN S	2	2	5											9
	COOPER S CABRIO	1	2	1											4
	COOPER COUNTRYMAN	16	19	30											65
	COOPER JCW	0	0	0											0
	COOPER JCW ROADSTER	0	0	0											0
	COOPER JCW CABRIO	0	0	0											0
	COOPER JCW COUNTRYMAN	0	1	2											3
	COOPER JCW PACEMAN	3	0	0											3
	COOPER HATCH JCW 3P	2	8	6											16
	COOPER S ROADSTER	0	0	0											0
	COOPER RED BULL	0	0	0											0

EMPLACAMENTO DAS ASSOCIADAS ABEIFA - 2016

VEÍCULOS IMPORTADOS

MARCA/MODELO		jan	fev	mar	abr	mai	jun	jul	ago	set	out	nov	dez	Total
 PORSCHE	Total	61	56	53	0	0	0	0	0	0	0	0	0	170
	Share	1,66%	1,95%	1,60%										
911		7	1	4										12
911 TURBO		1	0	0										1
BOXSTER		3	4	0										7
CAYENNE		27	28	21										76
CAYMAN		4	2	2										8
MACAN		18	20	26										64
PANAMERA		1	1	0										2
 ROLLS ROYCE	Total	0	0	0	0	0	0	0	0	0	0	0	0	0
	Share	0,00%	0,00%	0,00%										
GHOST		0	0	0										0
DROPHEAD		0	0	0										0
WRAITH		0	0	0										0
PHANTOM		0	0	0										0
 SUZUKI	Total	174	139	175	0	0	0	0	0	0	0	0	0	488
	Share	4,74%	4,84%	5,28%										
GRAN VITARA		103	69	56										228
SWIFT		20	10	7										37
SX4		51	60	112										223
 VOLVO	Total	319	215	268	0	0	0	0	0	0	0	0	0	802
	Share	8,69%	7,49%	8,08%										
S60		19	16	28										63
V40		56	21	42										119
V60		17	6	12										35
XC60		193	150	165										508
XC90		34	22	21										77
MRE CGPI		0	0	0	0	0	0	0						0
OUTROS	Total	0	1	0										1
TOTAL IMPORTADOS ...		3.672	2.871	3.317	0	0	0	0	0	0	0	0	0	9.860