











EMPLACAMENTO DAS ASSOCIADAS ABEIFA - 2016
VEÍCULOS IMPORTADOS






MARCA/MODELO		jan	fev	mar	abr	mai	jun	jul	ago	set	out	nov	dez	Total
 ASTON MARTIN	Total	0	0	0	1	0	0	0	0	0	0	0	0	1
	Share	0,00%	0,00%	0,00%	0,04%	0,00%								
DB9		0	0	0	0	0								0
VANTAGE		0	0	0	1	0								1
RAPIDE		0	0	0	0	0								0
VIRAGE		0	0	0	0	0								0
 BMW	Total	390	307	341	236	185	0	0	0	0	0	0	0	1.459
	Share	10,62%	10,69%	10,28%	8,26%	6,86%								
SÉRIE 1		0	0	0	1	0								1
SÉRIE 2		9	12	18	8	12								59
SÉRIE 3		19	9	30	27	18								103
SÉRIE 4		12	3	6	15	14								50
SÉRIE 5		13	17	12	8	9								59
SÉRIE 6		0	2	1	3	2								8
SÉRIE 7		3	1	1	1	2								8
I3		10	6	10	7	8								41
I8		0	0	0	0	0								0
X1		91	63	59	47	14								274
X3		5	3	4	0	2								14
X4		58	67	64	36	43								268
X5		58	48	51	27	14								198
X6		55	43	65	29	22								214
M135I		9	3	4	3	6								25
M2		0	0	0	0	4								4
M235I		8	5	3	3	3								22
M3 SEDAN		15	16	10	11	5								57
M4		3	1	1	1	0								6
M5		2	2	0	2	0								6
M6		11	1	1	4	0								17
Z3		0	0	0	0	0								0
Z4		9	5	1	3	7								25
 BYD	Total	0	1	0	1	0	0	0	0	0	0	0	0	2
	Share	0,00%	0,03%	0,00%	0,04%	0,00%								
E6		0	1	0	1	0								2
 CHERY	Total	86	78	74	131	95	0	0	0	0	0	0	0	464
	Share	2,34%	2,72%	2,23%	4,59%	3,52%								
CELER		10	12	5	3	1								31
CELER SEDAN		3	5	5	7	1								21
CIELO HATCH		0	0	0	0	0								0
CIELO SEDAN		0	1	0	0	0								1
FACE		0	1	0	0	0								1
QQ		50	34	44	90	51								269
S-18		0	1	0	0	0								1
TIGGO		23	24	20	31	42								140
OUTROS		0	0	0	0	0								0
 FERRARI	Total	2	0	1	3	0	0	0	0	0	0	0	0	6
	Share	0,05%	0,00%	0,03%	0,11%	0,00%								
308 GTS		0	0	0	0	0								0
458		1	0	0	1	0								2
488 GTB		0	0	1	0	0								1
CALIFORNIA		1	0	0	1	0								2
FF		0	0	0	1	0								1
F12 BERLINETTA		0	0	0	0	0								0

EMPLACAMENTO DAS ASSOCIADAS ABEIFA - 2016




VEÍCULOS IMPORTADOS

MARCA/MODELO		jan	fev	mar	abr	mai	jun	jul	ago	set	out	nov	dez	Total
 GEELY	Total	73	26	82	18	19	0	0	0	0	0	0	0	218
	Share	1,99%	0,91%	2,47%	0,63%	0,70%								1,41%
EC-7		19	13	48	6	9								95
GC2		54	13	34	12	10								123
GX2		0	0	0	0	0								0
 JAC MOTORS	Total	285	186	246	280	208	0	0	0	0	0	0	0	1.205
	Share	7,76%	6,48%	7,42%	9,80%	7,72%								7,82%
A13 HACTH		0	0	0	0	0								0
J2		28	27	21	16	12								104
J3		52	33	36	26	23								170
J3 TURIN		88	45	34	37	46								250
J5		21	9	14	7	2								53
J6 2.0 5S		0	0	0	0	0								0
J6 2.0 7S		5	6	3	3	2								19
S3		0	0	0	0	0								0
S5		0	0	0	0	0								0
T 140		0	1	0	1	0								2
T 5		0	0	60	152	100								312
T 6		74	47	57	33	17								228
T 8		17	18	21	5	6								67
 JAGUAR	Total	51	49	83	40	60	0	0	0	0	0	0	0	283
	Share	1,39%	1,71%	2,50%	1,40%	2,23%								1,84%
F-TYPE		3	0	3	0	0								6
XE		37	42	60	34	49								222
XE S		0	3	0	2	2								7
XF		11	4	17	4	9								45
XFR		0	0	0	0	0								0
XJ		0	0	3	0	0								3
XK		0	0	0	0	0								0
 KIA MOTORS	Total	1.032	840	790	759	767	0	0	0	0	0	0	0	4.188
	Share	28,10%	29,26%	23,82%	26,58%	28,45%								27,17%
BONGO		88	97	119	117	100								521
CADENZA		3	1	5	6	2								17
CARENS		0	0	0	0	0								0
CARNIVAL		5	4	6	11	9								35
CERATO		104	134	135	134	142								649
MOHAVE		2	3	2	5	3								15
OPTIMA		12	6	10	7	5								40
PICANTO		340	233	141	141	127								982
QUORIS		0	1	1	0	0								2
SORENTO		60	36	39	44	43								222
SOUL		37	47	26	32	25								167
SPORTAGE		381	278	306	262	311								1.538
 LAMBORGHINI	Total	0	0	0	0	1	0	0	0	0	0	0	0	1
	Share	0,00%	0,00%	0,00%	0,00%	0,04%								0,01%
GALLARDO		0	0	0	0	0								0
HURACAN		0	0	0	0	1								1
AVENTADOR		0	0	0	0	0								0

EMPLACAMENTO DAS ASSOCIADAS ABEIFA - 2016
VEÍCULOS IMPORTADOS

MARCA/MODELO		jan	fev	mar	abr	mai	jun	jul	ago	set	out	nov	dez	Total
 LAND ROVER	Total	735	552	673	553	550	0	0	0	0	0	0	0	3.063
	Share	20,02%	19,23%	20,29%	19,36%	20,40%								
DEFENDER		0	1	0	0	0								1
DISCOVERY 4		78	38	58	57	51								282
DISCOVERY SPORT		392	314	349	258	245								1.558
EVOQUE		199	146	179	170	192								886
FREELANDER		0	0	0	0	0								0
RANGE ROVER		5	4	13	7	3								32
RANGE ROVER SPORT		61	49	74	61	59								304
 LIFAN	Total	354	290	407	262	233	0	0	0	0	0	0	0	1.546
	Share	9,64%	10,10%	12,27%	9,17%	8,64%								
FOISON		57	57	67	55	45								281
LF 320		0	0	1	1	0								2
LF 530		65	40	97	74	58								334
LF 620		0	0	1	0	0								1
X50		0	0	0	0	0								0
X60		232	193	241	132	130								928
 MASERATI	Total	3	2	0	0	1	0	0	0	0	0	0	0	6
	Share	0,08%	0,07%	0,00%	0,00%	0,04%								
GRANTURISMO		1	0	0	0	0								1
QUATTROPORTE		2	0	0	0	0								2
GRANCABRIO		0	0	0	0	1								1
GHIBLI S Q4		0	2	0	0	0								2
 MINI	Total	94	118	113	98	68	0	0	0	0	0	0	0	491
	Share	2,56%	4,11%	3,41%	3,43%	2,52%								
ONE		1	0	0	0	0								1
COOPER		7	9	1	7	12								36
COOPER 5P		5	6	6	6	4								27
COOPER S		38	45	28	19	18								148
COOPER S 5P		19	26	34	26	12								117
COOPER S PACEMAN		0	0	0	0	0								0
COOPER CLUBMAN S		2	2	5	2	9								20
COOPER S CABRIO		1	2	1	1	0								5
COOPER COUNTRYMAN		16	19	30	27	4								96
COOPER JCW		0	0	0	0	0								0
COOPER JCW ROADSTER		0	0	0	0	0								0
COOPER JCW CABRIO		0	0	0	0	0								0
COOPER JCW COUNTRYMAN		0	1	2	6	5								14
COOPER JCW PACEMAN		3	0	0	0	0								3
COOPER HATCH JCW 3P		2	8	6	4	4								24
COOPER S ROADSTER		0	0	0	0	0								0
COOPER RED BULL		0	0	0	0	0								0
 PORSCHE	Total	61	56	53	66	71	0	0	0	0	0	0	0	307
	Share	1,66%	1,95%	1,60%	2,31%	2,63%								
911		7	1	4	2	8								22
911 TURBO		1	0	0	2	0								3
BOXSTER		3	4	0	0	9								16
CAYENNE		27	28	21	31	30								137
CAYMAN		4	2	2	5	5								18
MACAN		18	20	26	25	15								104
PANAMERA		1	1	0	1	4								7

EMPLACAMENTO DAS ASSOCIADAS ABEIFA - 2016
VEÍCULOS IMPORTADOS

MARCA/MODELO		jan	fev	mar	abr	mai	jun	jul	ago	set	out	nov	dez	Total
 ROLLS ROYCE	Total	0	0	0	0	0	0	0	0	0	0	0	0	0
	Share	0,00%	0,00%	0,00%	0,00%	0,00%								0,00%
GHOST		0	0	0	0	0								0
DROPHEAD		0	0	0	0	0								0
WRAITH		0	0	0	0	0								0
PHANTOM		0	0	0	0	0								0
 SUZUKI	Total	174	139	175	154	161	0	0	0	0	0	0	0	803
	Share	4,74%	4,84%	5,28%	5,39%	5,97%								5,21%
GRAN VITARA		103	69	56	54	61								343
SWIFT		20	10	7	7	7								51
SX4		51	60	112	93	93								409
 VOLVO	Total	319	215	268	254	277	0	0	0	0	0	0	0	1.333
	Share	8,69%	7,49%	8,08%	8,89%	10,27%								8,65%
S60		19	16	28	20	18								101
V40		56	21	42	36	49								204
V60		17	6	12	5	14								54
XC60		193	150	165	175	165								848
XC90		34	22	21	18	31								126
OUTROS	Total	13	12	11	0	0								36
TOTAL IMPORTADOS ...		3.672	2.871	3.317	2.856	2.696	0	0	0	0	0	0	0	15.412