











EMPLACAMENTO DAS ASSOCIADAS ABEIFA - 2016

VEÍCULOS IMPORTADOS






MARCA/MODELO		jan	fev	mar	abr	mai	jun	jul	ago	set	out	nov	dez	Total
 ASTON MARTIN	Total	0	0	0	1	0	0	0	0	0	0	0	0	1
	Share	0,00%	0,00%	0,00%	0,04%	0,00%	0,00%							0,01%
	DB9	0	0	0	0	0	0							0
	VANTAGE	0	0	0	1	0	0							1
	RAPIDE	0	0	0	0	0	0							0
VIRAGE	0	0	0	0	0	0							0	
 BMW	Total	390	307	341	236	185	199	0	0	0	0	0	0	1.658
	Share	10,62%	10,69%	10,28%	8,26%	6,86%	7,14%							9,11%
	SÉRIE 1	0	0	0	1	0	0							1
	SÉRIE 2	9	12	18	8	12	31							90
	SÉRIE 3	19	9	30	27	18	32							135
	SÉRIE 4	12	3	6	15	14	13							63
	SÉRIE 5	13	17	12	8	9	15							74
	SÉRIE 6	0	2	1	3	2	0							8
	SÉRIE 7	3	1	1	1	2	0							8
	I3	10	6	10	7	8	9							50
	I8	0	0	0	0	0	0							0
	X1	91	63	59	47	14	3							277
	X3	5	3	4	0	2	0							14
	X4	58	67	64	36	43	40							308
	X5	58	48	51	27	14	16							214
	X6	55	43	65	29	22	14							228
	M135I	9	3	4	3	6	7							32
	M2	0	0	0	0	4	0							4
	M235I	8	5	3	3	3	2							24
	M3 SEDAN	15	16	10	11	5	8							65
M4	3	1	1	1	0	4							10	
M5	2	2	0	2	0	0							6	
M6	11	1	1	4	0	2							19	
Z3	0	0	0	0	0	0							0	
Z4	9	5	1	3	7	3							28	
 BYD	Total	0	1	0	1	0	2	0	0	0	0	0	0	4
	Share	0,00%	0,03%	0,00%	0,04%	0,00%	0,07%							0,02%
	E6	0	1	0	1	0	0							2
T3	0	0	0	0	0	2							2	
 CHERY	Total	86	78	74	131	95	55	0	0	0	0	0	0	519
	Share	2,34%	2,72%	2,23%	4,59%	3,52%	1,97%							2,85%
	CELER	10	12	5	3	1	1							32
	CELER SEDAN	3	5	5	7	1	0							21
	CIELO HATCH	0	0	0	0	0	1							1
	CIELO SEDAN	0	1	0	0	0	0							1
	FACE	0	1	0	0	0	0							1
	QQ	50	34	44	90	51	23							292
	S-18	0	1	0	0	0	0							1
	TIGGO	23	24	20	31	42	30							170
	OUTROS	0	0	0	0	0	0							0
 FERRARI	Total	2	0	1	3	0	1	0	0	0	0	0	0	7
	Share	0,05%	0,00%	0,03%	0,11%	0,00%	0,04%							0,04%
	308 GTS	0	0	0	0	0	0							0
	458	1	0	0	1	0	0							2
	488 GTB	0	0	1	0	0	1							2
	CALIFORNIA	1	0	0	1	0	0							2
	FF	0	0	0	1	0	0							1
F12 BERLINETTA	0	0	0	0	0	0							0	

EMPLACAMENTO DAS ASSOCIADAS ABEIFA - 2016
VEÍCULOS IMPORTADOS




MARCA/MODELO		jan	fev	mar	abr	mai	jun	jul	ago	set	out	nov	dez	Total
 GEELY	Total	73	26	82	18	19	18	0	0	0	0	0	0	236
	Share	1,99%	0,91%	2,47%	0,63%	0,70%	0,65%							1,30%
EC-7		19	13	48	6	9	7							102
GC2		54	13	34	12	10	11							134
GX2		0	0	0	0	0	0							0
 JAC MOTORS	Total	285	186	246	280	208	198	0	0	0	0	0	0	1.403
	Share	7,76%	6,48%	7,42%	9,80%	7,72%	7,10%							7,71%
A13 HACTH		0	0	0	0	0	0							0
J2		28	27	21	16	12	7							111
J3		52	33	36	26	23	27							197
J3 TURIN		88	45	34	37	46	20							270
J5		21	9	14	7	2	5							58
J6 2.0 5S		0	0	0	0	0	0							0
J6 2.0 7S		5	6	3	3	2	3							22
S3		0	0	0	0	0	0							0
S5		0	0	0	0	0	0							0
T 140		0	1	0	1	0	0							2
T 5		0	0	60	152	100	114							426
T 6		74	47	57	33	17	18							246
T 8		17	18	21	5	6	4							71
 JAGUAR	Total	51	49	83	40	60	49	0	0	0	0	0	0	332
	Share	1,39%	1,71%	2,50%	1,40%	2,23%	1,76%							1,82%
F-TYPE		3	0	3	0	0	1							7
F-PACE		0	0	0	0	0	2							2
XE		37	42	60	34	49	33							255
XE S		0	3	0	2	2	0							7
XF		11	4	17	4	9	11							56
XFR		0	0	0	0	0	1							1
XJ		0	0	3	0	0	1							4
XK		0	0	0	0	0	0							0
 KIA MOTORS	Total	1.032	840	790	759	767	807	0	0	0	0	0	0	4.995
	Share	28,10%	29,26%	23,82%	26,58%	28,45%	28,95%							27,45%
BONGO		88	97	119	117	100	86							607
CADENZA		3	1	5	6	2	1							18
CARENS		0	0	0	0	0	0							0
CARNIVAL		5	4	6	11	9	7							42
CERATO		104	134	135	134	142	161							810
MOHAVE		2	3	2	5	3	2							17
OPTIMA		12	6	10	7	5	6							46
PICANTO		340	233	141	141	127	95							1.077
QUORIS		0	1	1	0	0	0							2
SEDONA		0	0	0	0	0	1							1
SORENTO		60	36	39	44	43	56							278
SOUL		37	47	26	32	25	37							204
SPORTAGE		381	278	306	262	311	355							1.893
 LAMBORGHINI	Total	0	0	0	0	1	1	0	0	0	0	0	0	2
	Share	0,00%	0,00%	0,00%	0,00%	0,04%	0,04%							0,01%
GALLARDO		0	0	0	0	0	0							0
HURACAN		0	0	0	0	1	0							1
AVENTADOR		0	0	0	0	0	1							1

EMPLACAMENTO DAS ASSOCIADAS ABEIFA - 2016

VEÍCULOS IMPORTADOS

MARCA/MODELO		jan	fev	mar	abr	mai	jun	jul	ago	set	out	nov	dez	Total
	LAND ROVER	Total	735	552	673	553	550	527	0	0	0	0	0	3.590
		Share	20,02%	19,23%	20,29%	19,36%	20,40%	18,90%						
	DEFENDER		0	1	0	0	0	0						1
	DISCOVERY 4		78	38	58	57	51	35						317
	DISCOVERY SPORT		392	314	349	258	245	266						1.824
	EVOQUE		199	146	179	170	192	165						1.051
	FREELANDER		0	0	0	0	0	0						0
	RANGE ROVER		5	4	13	7	3	1						33
	RANGE ROVER SPORT		61	49	74	61	59	60						364
	LIFAN	Total	354	290	407	262	233	296	0	0	0	0	0	1.842
		Share	9,64%	10,10%	12,27%	9,17%	8,64%	10,62%						
	FOISON		57	57	67	55	45	41						322
	LF 320		0	0	1	1	0	0						2
	LF 530		65	40	97	74	58	78						412
	LF 620		0	0	1	0	0	0						1
	X50		0	0	0	0	0	0						0
	X60		232	193	241	132	130	177						1.105
	MASERATI	Total	3	2	0	0	1	1	0	0	0	0	0	7
		Share	0,08%	0,07%	0,00%	0,00%	0,04%	0,04%						
	GRANTURISMO		1	0	0	0	0	1						2
	QUATTROPORTE		2	0	0	0	0	0						2
	GRANCABRIO		0	0	0	0	1	0						1
	GHIBLI S Q4		0	2	0	0	0	0						2
	MINI	Total	94	118	113	98	68	72	0	0	0	0	0	563
		Share	2,56%	4,11%	3,41%	3,43%	2,52%	2,58%						
	ONE		1	0	0	0	0	0						1
	COOPER		7	9	1	7	12	4						40
	COOPER 5P		5	6	6	6	4	3						30
	COOPER S		38	45	28	19	18	18						166
	COOPER S 5P		19	26	34	26	12	17						134
	COOPER S PACEMAN		0	0	0	0	0	0						0
	COOPER CLUBMAN S		2	2	5	2	9	11						31
	COOPER S CABRIO		1	2	1	1	0	0						5
	COOPER COUNTRYMAN		16	19	30	27	4	2						98
	COOPER JCW		0	0	0	0	0	0						0
	COOPER JCW ROADSTER		0	0	0	0	0	0						0
	COOPER JCW CABRIO		0	0	0	0	0	0						0
	COOPER JCW COUNTRYMAN		0	1	2	6	5	6						20
	COOPER JCW PACEMAN		3	0	0	0	0	1						4
	COOPER HATCH JCW 3P		2	8	6	4	4	10						34
	COOPER S ROADSTER		0	0	0	0	0	0						0
	COOPER RED BULL		0	0	0	0	0	0						0
	PORSCHE	Total	61	56	53	66	71	89	0	0	0	0	0	396
		Share	1,66%	1,95%	1,60%	2,31%	2,63%	3,19%						
	911		7	1	4	2	8	11						33
	911 TURBO		1	0	0	2	0	0						3
	BOXSTER		3	4	0	0	9	5						21
	CAYENNE		27	28	21	31	30	47						184
	CAYMAN		4	2	2	5	5	2						20
	MACAN		18	20	26	25	15	24						128
	PANAMERA		1	1	0	1	4	0						7

EMPLACAMENTO DAS ASSOCIADAS ABEIFA - 2016
VEÍCULOS IMPORTADOS

MARCA/MODELO		jan	fev	mar	abr	mai	jun	jul	ago	set	out	nov	dez	Total
 ROLLS ROYCE	Total	0	0	0	0	0	0	0	0	0	0	0	0	0
	Share	0,00%	0,00%	0,00%	0,00%	0,00%	0,00%	0,00%						0,00%
GHOST		0	0	0	0	0	0							0
DROPHEAD		0	0	0	0	0	0							0
WRAITH		0	0	0	0	0	0							0
PHANTOM		0	0	0	0	0	0							0
 SUZUKI	Total	174	139	175	154	161	163	0	0	0	0	0	0	966
	Share	4,74%	4,84%	5,28%	5,39%	5,97%	5,85%							5,31%
GRAN VITARA		103	69	56	54	61	66							409
SWIFT		20	10	7	7	7	12							63
SX4		51	60	112	93	93	85							494
 VOLVO	Total	319	215	268	254	277	310	0	0	0	0	0	0	1.643
	Share	8,69%	7,49%	8,08%	8,89%	10,27%	11,12%							9,03%
S60		19	16	28	20	18	16							117
V40		56	21	42	36	49	65							269
V60		17	6	12	5	14	15							69
XC60		193	150	165	175	165	181							1.029
XC90		34	22	21	18	31	33							159
OUTROS	Total	13	12	11	0	0	0							36
TOTAL IMPORTADOS ...		3.672	2.871	3.317	2.856	2.696	2.788	0	0	0	0	0	0	18.200