











EMPLACAMENTO DAS ASSOCIADAS ABEIFA - 2017






VEÍCULOS IMPORTADOS

| MARCA/MODELO | | jan | fev | mar | abr | mai | jun | jul | ago | set | out | nov | dez | Total | |
|---|----------------|-------------|-------|-----|-----|-----|-----|-----|-----|-----|-----|-----|-----|-------|----|
|  ASTON MARTIN | Total | 0 | 0 | 0 | 0 | 0 | 0 | 0 | 0 | 0 | 0 | 0 | 0 | 0 | |
| | Share | 0,00% | 0,00% | | | | | | | | | | | 0,00% | |
| | VANTAGE | 0 | 0 | | | | | | | | | | | 0 | |
| | VIRAGE | 0 | 0 | | | | | | | | | | | 0 | |
|  BMW | Total | 128 | 130 | 0 | 0 | 0 | 0 | 0 | 0 | 0 | 0 | 0 | 0 | 258 | |
| | Share | 6,58% | 7,71% | | | | | | | | | | | 7,11% | |
| | | SÉRIE 1 | 0 | 0 | | | | | | | | | | | 0 |
| | | SÉRIE 2 | 11 | 13 | | | | | | | | | | | 24 |
| | | SÉRIE 3 | 13 | 29 | | | | | | | | | | | 42 |
| | | SÉRIE 4 | 17 | 13 | | | | | | | | | | | 30 |
| | | SÉRIE 5 | 1 | 2 | | | | | | | | | | | 3 |
| | | SÉRIE 6 | 0 | 0 | | | | | | | | | | | 0 |
| | | SÉRIE 7 | 3 | 2 | | | | | | | | | | | 5 |
| | | I3 | 7 | 1 | | | | | | | | | | | 8 |
| | | I8 | 2 | 0 | | | | | | | | | | | 2 |
| | | X1 | 0 | 2 | | | | | | | | | | | 2 |
| | | X3 | 0 | 1 | | | | | | | | | | | 1 |
| | | X4 | 12 | 7 | | | | | | | | | | | 19 |
| | | X5 | 6 | 3 | | | | | | | | | | | 9 |
| | | X6 | 33 | 25 | | | | | | | | | | | 58 |
| | | M135I | 1 | 0 | | | | | | | | | | | 1 |
| | | M140I | 3 | 5 | | | | | | | | | | | 8 |
| | | M2 | 5 | 8 | | | | | | | | | | | 13 |
| | | M235I | 0 | 0 | | | | | | | | | | | 0 |
| | | M240I | 4 | 7 | | | | | | | | | | | 11 |
| | | M3 SEDAN | 3 | 7 | | | | | | | | | | | 10 |
| | | M4 | 4 | 0 | | | | | | | | | | | 4 |
| | M5 | 0 | 0 | | | | | | | | | | | 0 | |
| | M6 | 1 | 2 | | | | | | | | | | | 3 | |
| | Z4 | 2 | 3 | | | | | | | | | | | 5 | |
|  BYD | Total | 2 | 2 | 0 | 0 | 0 | 0 | 0 | 0 | 0 | 0 | 0 | 0 | 4 | |
| | Share | 0,10% | 0,12% | | | | | | | | | | | 0,11% | |
| | | E6 | 2 | 1 | | | | | | | | | | | 3 |
| | T3 | 0 | 1 | | | | | | | | | | | 1 | |
|  CHERY | Total | 14 | 6 | 0 | 0 | 0 | 0 | 0 | 0 | 0 | 0 | 0 | 0 | 20 | |
| | Share | 0,72% | 0,36% | | | | | | | | | | | 0,55% | |
| | | CELER | 0 | 0 | | | | | | | | | | | 0 |
| | | CELER SEDAN | 1 | 0 | | | | | | | | | | | 1 |
| | | CIELO HATCH | 0 | 0 | | | | | | | | | | | 0 |
| | | CIELO SEDAN | 0 | 0 | | | | | | | | | | | 0 |
| | | FACE | 0 | 0 | | | | | | | | | | | 0 |
| | | QQ | 1 | 1 | | | | | | | | | | | 2 |
| | | S-18 | 0 | 0 | | | | | | | | | | | 0 |
| | | TIGGO | 12 | 5 | | | | | | | | | | | 17 |
| | | OUTROS | 0 | 0 | | | | | | | | | | | 0 |
|  FERRARI | Total | 1 | 3 | 0 | 0 | 0 | 0 | 0 | 0 | 0 | 0 | 0 | 0 | 4 | |
| | Share | 0,05% | 0,18% | | | | | | | | | | | 0,11% | |
| | | 458 | 0 | 1 | | | | | | | | | | | 1 |
| | | 488 GTB | 0 | 0 | | | | | | | | | | | 0 |
| | | 488 SPIDER | 1 | 1 | | | | | | | | | | | 2 |
| | | CALIFORNIA | 0 | 0 | | | | | | | | | | | 0 |
| | | F12 TDF | 0 | 0 | | | | | | | | | | | 0 |
| | | FF | 0 | 0 | | | | | | | | | | | 0 |
| | F12 BERLINETTA | 0 | 1 | | | | | | | | | | | 1 | |




EMPLACAMENTO DAS ASSOCIADAS ABEIFA - 2017
VEÍCULOS IMPORTADOS

| MARCA/MODELO | | jan | fev | mar | abr | mai | jun | jul | ago | set | out | nov | dez | Total |
|--|--------------|--------|--------|-----|-----|-----|-----|-----|-----|-----|-----|-----|-----|--------|
|  GEELY | Total | 24 | 11 | 0 | 0 | 0 | 0 | 0 | 0 | 0 | 0 | 0 | 0 | 35 |
| | Share | 1,23% | 0,65% | | | | | | | | | | | 0,96% |
| EC-7 | | 16 | 4 | | | | | | | | | | | 20 |
| GC2 | | 8 | 7 | | | | | | | | | | | 15 |
| GX2 | | 0 | 0 | | | | | | | | | | | 0 |
|  JAC MOTORS | Total | 290 | 217 | 0 | 0 | 0 | 0 | 0 | 0 | 0 | 0 | 0 | 0 | 507 |
| | Share | 14,91% | 12,87% | | | | | | | | | | | 13,96% |
| A13 HACTH | | 0 | 0 | | | | | | | | | | | 0 |
| J2 | | 1 | 1 | | | | | | | | | | | 2 |
| J3 | | 34 | 16 | | | | | | | | | | | 50 |
| J3 TURIN | | 26 | 33 | | | | | | | | | | | 59 |
| J5 | | 9 | 6 | | | | | | | | | | | 15 |
| J6 2.0 5S | | 0 | 0 | | | | | | | | | | | 0 |
| J6 2.0 7S | | 13 | 4 | | | | | | | | | | | 17 |
| S5 | | 0 | 1 | | | | | | | | | | | 1 |
| T 140 | | 0 | 0 | | | | | | | | | | | 0 |
| T 5 | | 185 | 142 | | | | | | | | | | | 327 |
| T 6 | | 17 | 12 | | | | | | | | | | | 29 |
| T 8 | | 5 | 2 | | | | | | | | | | | 7 |
|  JAGUAR | Total | 72 | 103 | 0 | 0 | 0 | 0 | 0 | 0 | 0 | 0 | 0 | 0 | 175 |
| | Share | 3,70% | 6,11% | | | | | | | | | | | 4,82% |
| F-TYPE | | 2 | 1 | | | | | | | | | | | 3 |
| F-PACE | | 37 | 47 | | | | | | | | | | | 84 |
| XE | | 10 | 9 | | | | | | | | | | | 19 |
| XE S | | 20 | 36 | | | | | | | | | | | 56 |
| XF | | 3 | 10 | | | | | | | | | | | 13 |
| XFR | | 0 | 0 | | | | | | | | | | | 0 |
| XJ | | 0 | 0 | | | | | | | | | | | 0 |
| XK | | 0 | 0 | | | | | | | | | | | 0 |
|  KIA MOTORS | Total | 582 | 454 | 0 | 0 | 0 | 0 | 0 | 0 | 0 | 0 | 0 | 0 | 1.036 |
| | Share | 29,92% | 26,93% | | | | | | | | | | | 28,53% |
| BONGO | | 126 | 101 | | | | | | | | | | | 227 |
| CADENZA | | 0 | 1 | | | | | | | | | | | 1 |
| CARENS | | 0 | 0 | | | | | | | | | | | 0 |
| CARNIVAL | | 9 | 11 | | | | | | | | | | | 20 |
| CERATO | | 107 | 102 | | | | | | | | | | | 209 |
| MOHAVE | | 1 | 1 | | | | | | | | | | | 2 |
| OPTIMA | | 1 | 1 | | | | | | | | | | | 2 |
| PICANTO | | 92 | 92 | | | | | | | | | | | 184 |
| QUORIS | | 0 | 2 | | | | | | | | | | | 2 |
| SEDONA | | 0 | 0 | | | | | | | | | | | 0 |
| SORENTO | | 30 | 28 | | | | | | | | | | | 58 |
| SOUL | | 36 | 34 | | | | | | | | | | | 70 |
| SPORTAGE | | 180 | 81 | | | | | | | | | | | 261 |
|  LAMBORGHINI | Total | 1 | 1 | 0 | 0 | 0 | 0 | 0 | 0 | 0 | 0 | 0 | 0 | 2 |
| | Share | 0,05% | 0,06% | | | | | | | | | | | 0,06% |
| GALLARDO | | 0 | 0 | | | | | | | | | | | 0 |
| HURACAN | | 1 | 1 | | | | | | | | | | | 2 |
| AVENTADOR | | 0 | 0 | | | | | | | | | | | 0 |

EMPLACAMENTO DAS ASSOCIADAS ABEIFA - 2017
VEÍCULOS IMPORTADOS

| MARCA/MODELO | | jan | fev | mar | abr | mai | jun | jul | ago | set | out | nov | dez | Total |
|---|--------------|--------------|--------------|-----|-----|-----|-----|-----|-----|-----|-----|-----|-----|-------|
|  LAND ROVER | Total | 116 | 79 | 0 | 0 | 0 | 0 | 0 | 0 | 0 | 0 | 0 | 0 | 195 |
| | Share | 5,96% | 4,69% | | | | | | | | | | | |
| DEFENDER | | 5 | 0 | | | | | | | | | | | 5 |
| DISCOVERY 4 | | 12 | 12 | | | | | | | | | | | 24 |
| DISCOVERY SPORT | | 27 | 21 | | | | | | | | | | | 48 |
| EVOQUE | | 44 | 23 | | | | | | | | | | | 67 |
| FREELANDER | | 0 | 0 | | | | | | | | | | | 0 |
| RANGE ROVER | | 4 | 3 | | | | | | | | | | | 7 |
| RANGE ROVER SPORT | | 24 | 20 | | | | | | | | | | | 44 |
|  LIFAN | Total | 161 | 153 | 0 | 0 | 0 | 0 | 0 | 0 | 0 | 0 | 0 | 0 | 314 |
| | Share | 8,28% | 9,07% | | | | | | | | | | | |
| FOISON | | 29 | 25 | | | | | | | | | | | 54 |
| LF 320 | | 0 | 0 | | | | | | | | | | | 0 |
| LF 530 | | 58 | 52 | | | | | | | | | | | 110 |
| LF 620 | | 0 | 0 | | | | | | | | | | | 0 |
| X50 | | 0 | 0 | | | | | | | | | | | 0 |
| X60 | | 74 | 76 | | | | | | | | | | | 150 |
|  MASERATI | Total | 3 | 6 | 0 | 0 | 0 | 0 | 0 | 0 | 0 | 0 | 0 | 0 | 9 |
| | Share | 0,15% | 0,36% | | | | | | | | | | | |
| GRANTURISMO | | 0 | 0 | | | | | | | | | | | 0 |
| LEVANTE | | 3 | 3 | | | | | | | | | | | 6 |
| QUATTROPORTE | | 0 | 0 | | | | | | | | | | | 0 |
| GRANCABRIO | | 0 | 0 | | | | | | | | | | | 0 |
| GHIBLI | | 0 | 3 | | | | | | | | | | | 3 |
|  MINI | Total | 111 | 103 | 0 | 0 | 0 | 0 | 0 | 0 | 0 | 0 | 0 | 0 | 214 |
| | Share | 5,71% | 6,11% | | | | | | | | | | | |
| ONE | | 0 | 0 | | | | | | | | | | | 0 |
| COOPER | | 11 | 6 | | | | | | | | | | | 17 |
| COOPER 5P | | 1 | 1 | | | | | | | | | | | 2 |
| COOPER S | | 41 | 33 | | | | | | | | | | | 74 |
| COOPER S 5P | | 27 | 19 | | | | | | | | | | | 46 |
| COOPER S PACEMAN | | 0 | 0 | | | | | | | | | | | 0 |
| COOPER CLUBMAN S | | 6 | 11 | | | | | | | | | | | 17 |
| COOPER S CABRIO | | 14 | 18 | | | | | | | | | | | 32 |
| COOPER COUNTRYMAN | | 0 | 0 | | | | | | | | | | | 0 |
| COOPER JCW | | 0 | 0 | | | | | | | | | | | 0 |
| COOPER JCW ROADSTER | | 0 | 0 | | | | | | | | | | | 0 |
| COOPER JCW CABRIO | | 0 | 0 | | | | | | | | | | | 0 |
| COOPER JCW COUNTRYMAN | | 0 | 0 | | | | | | | | | | | 0 |
| COOPER JCW PACEMAN | | 0 | 0 | | | | | | | | | | | 0 |
| COOPER HATCH JCW 3P | | 11 | 15 | | | | | | | | | | | 26 |
| COOPER S ROADSTER | | 0 | 0 | | | | | | | | | | | 0 |
| COOPER RED BULL | | 0 | 0 | | | | | | | | | | | 0 |
|  PORSCHE | Total | 69 | 64 | 0 | 0 | 0 | 0 | 0 | 0 | 0 | 0 | 0 | 0 | 133 |
| | Share | 3,55% | 3,80% | | | | | | | | | | | |
| 911 | | 10 | 13 | | | | | | | | | | | 23 |
| 911 TURBO | | 3 | 3 | | | | | | | | | | | 6 |
| BOXSTER | | 5 | 0 | | | | | | | | | | | 5 |
| CAYENNE | | 22 | 16 | | | | | | | | | | | 38 |
| CAYMAN | | 4 | 8 | | | | | | | | | | | 12 |
| MACAN | | 24 | 20 | | | | | | | | | | | 44 |
| PANAMERA | | 1 | 4 | | | | | | | | | | | 5 |

EMPLACAMENTO DAS ASSOCIADAS ABEIFA - 2017
VEÍCULOS IMPORTADOS

| MARCA/MODELO | | jan | fev | mar | abr | mai | jun | jul | ago | set | out | nov | dez | Total |
|---|-------|--------------|--------------|----------|----------|----------|----------|----------|----------|----------|----------|----------|----------|--------------|
|  ROLLS ROYCE | Total | 0 | 0 | 0 | 0 | 0 | 0 | 0 | 0 | 0 | 0 | 0 | 0 | 0 |
| | Share | 0,00% | 0,00% | | | | | | | | | | | 0,00% |
| GHOST | | 0 | 0 | | | | | | | | | | | 0 |
| DROPHEAD | | 0 | 0 | | | | | | | | | | | 0 |
| WRAITH | | 0 | 0 | | | | | | | | | | | 0 |
| PHANTOM | | 0 | 0 | | | | | | | | | | | 0 |
|  SUZUKI | Total | 132 | 153 | 0 | 0 | 0 | 0 | 0 | 0 | 0 | 0 | 0 | 0 | 285 |
| | Share | 6,79% | 9,07% | | | | | | | | | | | 7,85% |
| GRAN VITARA | | 3 | 3 | | | | | | | | | | | 6 |
| SWIFT | | 4 | 5 | | | | | | | | | | | 9 |
| SCROSS | | 66 | 52 | | | | | | | | | | | 118 |
| VITARA | | 59 | 93 | | | | | | | | | | | 152 |
|  VOLVO | Total | 239 | 201 | 0 | 0 | 0 | 0 | 0 | 0 | 0 | 0 | 0 | 0 | 440 |
| | Share | 12,29% | 11,92% | | | | | | | | | | | 12,12% |
| S60 | | 13 | 9 | | | | | | | | | | | 22 |
| V40 | | 16 | 28 | | | | | | | | | | | 44 |
| V60 | | 3 | 2 | | | | | | | | | | | 5 |
| XC60 | | 159 | 130 | | | | | | | | | | | 289 |
| XC90 | | 48 | 32 | | | | | | | | | | | 80 |
| OUTROS | Total | 0 | 0 | | | | | | | | | | | 0 |
| TOTAL IMPORTADOS ... | | 1.945 | 1.686 | 0 | 0 | 0 | 0 | 0 | 0 | 0 | 0 | 0 | 0 | 3.631 |