













## EMPLACAMENTO DAS ASSOCIADAS ABEIFA - 2016

### VEÍCULOS IMPORTADOS

MARCA/MODELO		jan	fev	mar	abr	mai	jun	jul	ago	set	out	nov	dez	Total
 <b>ASTON MARTIN</b>	<b>Total</b>	0	0	0	0	0	0	0	0	0	0	0	0	0
	<b>Share</b>	0,00%	0,00%											0,00%
	DB9	0	0											0
	VANTAGE	0	0											0
	RAPIDE	0	0											0
VIRAGE	0	0											0	
 <b>BENTLEY</b>	<b>Total</b>	0	1	0	0	0	0	0	0	0	0	0	0	1
	<b>Share</b>	0,00%	0,03%											0,02%
	FLYING SPUR	0	0											0
GT	0	1											1	
 <b>BMW</b>	<b>Total</b>	390	307	0	0	0	0	0	0	0	0	0	0	697
	<b>Share</b>	10,62%	10,69%											10,65%
	SÉRIE 1	0	0											0
	SÉRIE 2	9	12											21
	SÉRIE 3	19	9											28
	SÉRIE 4	12	3											15
	SÉRIE 5	13	17											30
	SÉRIE 6	0	2											2
	SÉRIE 7	3	1											4
	I3	10	6											16
	I8	0	0											0
	X1	91	63											154
	X3	5	3											8
	X4	58	67											125
	X5	58	48											106
	X6	55	43											98
	M135I	9	3											12
	M235I	8	5											13
	M3 SEDAN	15	16											31
	M4	3	1											4
M5	2	2											4	
M6	11	1											12	
Z3	0	0											0	
Z4	9	5											14	
 <b>BYD</b>	<b>Total</b>	0	1	0	0	0	0	0	0	0	0	0	0	1
	<b>Share</b>	0,00%	0,03%											0,02%
E6	0	1											1	
 <b>CHERY</b>	<b>Total</b>	86	78	0	0	0	0	0	0	0	0	0	0	164
	<b>Share</b>	2,34%	2,72%											2,51%
	CELER	10	12											22
	CELER SEDAN	3	5											8
	CIELO HATCH	0	0											0
	CIELO SEDAN	0	1											1
	FACE	0	1											1
	QQ	50	34											84
	S-18	0	1											1
	TIGGO	23	24											47
	OUTROS	0	0											0






## EMPLACAMENTO DAS ASSOCIADAS ABEIFA - 2016

### VEÍCULOS IMPORTADOS

MARCA/MODELO		jan	fev	mar	abr	mai	jun	jul	ago	set	out	nov	dez	Total
 <b>FERRARI</b>	<b>Total</b>	2	0	0	0	0	0	0	0	0	0	0	0	2
	<b>Share</b>	0,05%	0,00%											
308 GTS		0	0											0
458		1	0											1
488 GTB		0	0											0
CALIFORNIA		1	0											1
FF		0	0											0
F12 BERLINETTA		0	0											0
 <b>GEELY</b>	<b>Total</b>	73	26	0	0	0	0	0	0	0	0	0	0	99
	<b>Share</b>	1,99%	0,91%											
EC-7		19	13											32
GC2		54	13											67
GX2		0	0											0
 <b>HAFEI MOTOR</b>	<b>Total</b>	5	1	0	0	0	0	0	0	0	0	0	0	6
	<b>Share</b>	0,14%	0,03%											
TOWNER FURGÃO		2	1											3
TOWNER PASSAGEIRO		2	0											2
TOWNER PICK UP		1	0											1
 <b>JAC MOTORS</b>	<b>Total</b>	285	186	0	0	0	0	0	0	0	0	0	0	471
	<b>Share</b>	7,76%	6,48%											
A13 HACTH		0	0											0
J2		28	27											55
J3		52	33											85
J3 TURIN		88	45											133
J5		21	9											30
J6 2.0 5S		0	0											0
J6 DIAMOND 7S		5	6											11
S3		0	0											0
S5		0	0											0
T 140		0	1											1
T 6		74	47											121
T 8		17	18											35
 <b>JAGUAR</b>	<b>Total</b>	51	49	0	0	0	0	0	0	0	0	0	0	100
	<b>Share</b>	1,39%	1,71%											
F-TYPE		3	0											3
XE		37	45											82
XE S		0	0											0
XF		11	4											15
XFR		0	0											0
XJ		0	0											0
XK		0	0											0
 <b>JINBEI AUTOMOBILE</b>	<b>Total</b>	8	10	0	0	0	0	0	0	0	0	0	0	18
	<b>Share</b>	0,22%	0,35%											
TOPIC PASSAGEIRO		6	5											11
TOPIC ESCOLAR		2	5											7
 <b>KIA MOTORS</b>	<b>Total</b>	1.032	840	0	0	0	0	0	0	0	0	0	0	1.872
	<b>Share</b>	28,10%	29,26%											
BONGO		88	97											185
CADENZA		3	1											4
CARENS		0	0											0
CARNIVAL		5	4											9
CERATO		104	134											238
MOHAVE		2	3											5
OPTIMA		12	6											18





## EMPLACAMENTO DAS ASSOCIADAS ABEIFA - 2016

### VEÍCULOS IMPORTADOS

MARCA/MODELO		jan	fev	mar	abr	mai	jun	jul	ago	set	out	nov	dez	Total
PICANTO		340	233											573
QUORIS		0	1											1
SORENTO		60	36											96
SOUL		37	47											84
SPORTAGE		381	278											659
 LAMBORGHINI	<b>Total</b>	0	0	0	0	0	0	0	0	0	0	0	0	0
	<b>Share</b>	0,00%	0,00%											
GALLARDO		0												0
HURACAN		0												0
AVENTADOR		0												0
 LAND ROVER	<b>Total</b>	735	552	0	0	0	0	0	0	0	0	0	0	1.287
	<b>Share</b>	20,02%	19,23%											
DEFENDER		0	1											1
DISCOVERY 4		78	38											116
DISCOVERY SPORT		392	314											706
EVOQUE		199	146											345
FREELANDER		0	0											0
RANGE ROVER		5	4											9
RANGE ROVER SPORT		61	49											110
 LIFAN	<b>Total</b>	354	290	0	0	0	0	0	0	0	0	0	0	644
	<b>Share</b>	9,64%	10,10%											
FOISON		57	57											114
LF 320		0	0											0
LF 530		65	40											105
LF 620		0	0											0
X50		0	0											0
X60		232	193											425
 MASERATI	<b>Total</b>	3	2	0	0	0	0	0	0	0	0	0	0	5
	<b>Share</b>	0,08%	0,07%											
GRANTURISMO		1	0											1
QUATTROPORTE		2	0											2
GRANCABRIO		0	0											0
GHIBLI S Q4		0	2											2
 MINI	<b>Total</b>	94	118	0	0	0	0	0	0	0	0	0	0	212
	<b>Share</b>	2,56%	4,11%											
ONE		1	0											1
COOPER		7	9											16
COOPER 5P		5	6											11
COOPER S		38	45											83
COOPER S 5P		19	26											45
COOPER S PACEMAN		0	0											0
COOPER CLUBMAN S		2	2											4
COOPER S CABRIO		1	2											3
COOPER COUNTRYMAN		16	19											35
COOPER JCW		0	0											0
COOPER JCW ROADSTER		0	0											0
COOPER JCW CABRIO		0	0											0
COOPER JCW COUNTRYMAN		0	1											1
COOPER JCW PACEMAN		3	0											3
COOPER HATCH JCW 3P		2	8											10
COOPER S ROADSTER		0	0											0
COOPER RED BULL		0	0											0

## EMPLACAMENTO DAS ASSOCIADAS ABEIFA - 2016

### VEÍCULOS IMPORTADOS

MARCA/MODELO		jan	fev	mar	abr	mai	jun	jul	ago	set	out	nov	dez	Total
 <b>PORSCHE</b>	<b>Total</b>	61	56	0	0	0	0	0	0	0	0	0	0	117
	<b>Share</b>	1,66%	1,95%											
	911	7	1											8
	911 TURBO	1	0											1
	BOXSTER	3	4											7
	CAYENNE	27	28											55
	CAYMAN	4	2											6
	MACAN	18	20											38
	PANAMERA	1	1											2
 <b>ROLLS ROYCE</b>	<b>Total</b>	0	0	0	0	0	0	0	0	0	0	0	0	0
	<b>Share</b>	0,00%	0,00%											
	GHOST	0	0											0
	DROPHEAD	0	0											0
	WRAITH	0	0											0
	PHANTOM	0	0											0
 <b>SUZUKI</b>	<b>Total</b>	174	139	0	0	0	0	0	0	0	0	0	0	313
	<b>Share</b>	4,74%	4,84%											
	GRAN VITARA	103	69											172
	SWIFT	20	10											30
	SX4	51	60											111
 <b>VOLVO</b>	<b>Total</b>	319	215	0	0	0	0	0	0	0	0	0	0	534
	<b>Share</b>	8,69%	7,49%											
	S60	19	16											35
	V40	56	21											77
	V60	17	6											23
	XC60	193	150											343
	XC90	34	22											56
<b>TOTAL IMPORTADOS ...</b>		<b>3.672</b>	<b>2.871</b>	<b>0</b>	<b>0</b>	<b>0</b>	<b>0</b>	<b>0</b>	<b>0</b>	<b>0</b>	<b>0</b>	<b>0</b>	<b>0</b>	<b>6.543</b>