









EMPLACAMENTO DAS ASSOCIADAS ABEIFA - 2018

VEÍCULOS IMPORTADOS

MARCA/MODELO		jan	fev	mar	abr	mai	jun	jul	ago	set	out	nov	dez	Total	
	BMW	Total	161	153	226	260	302	242	207	291	232	249	187	279	2.789
		Share	6,64%	5,94%	6,54%	8,03%	9,33%	8,03%	6,68%	7,66%	7,96%	7,15%	6,35%	8,23%	7,42%
	SÉRIE 1							1	40	28	22	8	6	105	
	SÉRIE 2	31	21	33	42	61	32	34	12	5	7	2	4	284	
	SÉRIE 3		1	1	1			1					1	5	
	SÉRIE 4	9	10	4	8	16	11	13	14	14	17	6	13	135	
	SÉRIE 5	26	19	28	30	34	40	17	26	17	20	19	31	307	
	SÉRIE 6													0	
	SÉRIE 7	2	2		1	1	1		7	2			1	17	
	I3						1		4				12	17	
	I8	8	2	2				1			2			15	
	X1	2									1			3	
	X2				46	87	46	51	84	92	87	53	63	609	
	X3		19	68	25	9	5	5	2	4	6	9	20	172	
	X4	18	18	16	9	5	4	1	4		2	35	44	156	
	X5	30	31	32	59	50	65	43	38	38	42	19	16	463	
	X6	19	18	23	15	15	19	18	29	13	19	16	19	223	
	M135I													0	
	M140I	2	2	3	3	1	1	4	2	6	10	5	9	48	
	M2	4	4	5	3	5	3	4				6	21	55	
	M235I													0	
	M240I	3	1	7	8	9	8	4	1		1			42	
	M3 SEDAN	6	4	4	6	4	3		6	1	1	4	12	51	
	M4				1	3	1			4	2			11	
	M5						2	9	21	8	10	5	6	61	
	M6	1	1		3	2		1	1				1	10	
	Z3													0	
	Z4													0	
	BYD	Total	1	0	4	0	1	16	23	1	0	0	0	46	
		Share	0,04%	0,00%	0,12%	0,00%	0,03%	0,53%	0,74%	0,03%	0,00%	0,00%	0,00%	0,12%	
	E5			4			15	18						37	
	E6					1	1	4						6	
	T3	1						1	1					3	
	CAOA CHERY	Total	0	0	0	1	1	0	0	4	0	0	0	6	
		Share	0,00%	0,00%	0,00%	0,03%	0,03%	0,00%	0,00%	0,11%	0,00%	0,00%	0,00%	0,02%	
	CELER													0	
	CELER SEDAN													0	
	CIELO HATCH													0	
	CIELO SEDAN								2					2	
	FACE													0	
	QQ													0	
	S-18													0	
	TIGGO				1	1			2					4	
	FERRARI	Total	1	3	1	2	3	6	1	3	2	3	2	6	33
		Share	0,04%	0,12%	0,03%	0,06%	0,09%	0,20%	0,03%	0,08%	0,07%	0,09%	0,07%	0,18%	0,09%
	458		1											1	
	488 GTB					1	1	1	1		1		3	8	
	488 SPIDER		2	1		2	3						1	9	
	488 PISTA													0	
	812				2		2		1			1		6	
	GTC4 LUSO	1												1	
	GTC4 LUSO T								1	1				2	
	F12 TDF									1				1	
	PORTOFINO										2	1	2	5	






EMPLACAMENTO DAS ASSOCIADAS ABEIFA - 2018

VEÍCULOS IMPORTADOS

MARCA/MODELO		jan	fev	mar	abr	mai	jun	jul	ago	set	out	nov	dez	Total	
	JAC MOTORS	Total	283	341	436	370	384	388	300	363	241	326	234	223	3.889
		Share	11,67%	13,23%	12,61%	11,43%	11,86%	12,88%	9,67%	9,55%	8,27%	9,36%	7,94%	6,58%	10,35%
	A13 HACTH														0
	J2									1				1	2
	J3						1								1
	J3 TURIN		1					1			1				3
	J5	1								1			1		3
	J6 2.0 5S														0
	J6 2.0 JETFLEX 7S							1	2	1	2			1	7
	S5														0
	S7	1													1
	T 140							1							1
	T40	174	254	290	236	259	288	230	302	183	279	181	195		2.871
	T50											26	18		44
	T 5	91	66	104	94	90	69	33	23	40	25	10			645
	T 6	12	10	26	19	8	9	11	27	6	3			1	132
	T 8			3	2	3	6	4	1						19
	V260	4	10	13	19	24	15	19	8	9	16	17	6		160
	JAGUAR	Total	102	84	89	91	65	155	234	264	210	187	161	170	1.812
		Share	4,20%	3,26%	2,57%	2,81%	2,01%	5,14%	7,55%	6,95%	7,21%	5,37%	5,46%	5,02%	4,82%
	F-TYPE		1			2		2	3	7	2	7	3	8	35
	E-PACE							67	158	192	165	136	120	99	937
	F-PACE	62	55	63	72	44	47	36	40	24	26	22	47		538
	XE	3	1		2		2	7	3	5	4				27
	XE S	30	24	24	9	16	34	13	17	10	10	13	15		215
	XF	1	1	1	4	1		5			2	1			16
	XFR	5	1	1	2	4	3	9	2	1		1	1		30
	XJ		2					3	3	3	2	1			14
	XK														0
	KIA MOTORS	Total	618	983	1.416	1.098	1.122	858	804	1.064	946	953	867	990	11.719
		Share	25,47%	38,15%	40,96%	33,92%	34,65%	28,48%	25,93%	28,00%	32,48%	27,35%	29,42%	29,21%	31,18%
	BONGO	110	156	154	158	179	166	191	260	350	296	266	195		2.481
	CADENZA	1													1
	CARENS									1					1
	CARNIVAL	15	26	28	21	29	29	11	26	24	23	11	19		262
	CERATO	139	214	540	310	266	124	106	129	110	153	140	241		2.472
	MOHAVE	1													1
	OPTIMA														0
	PICANTO	13	69	28	5										115
	QUORIS														0
	SEDONA														0
	SORENTO	27	40	34	48	76	50	59	73	46	60	47	37		597
	SOUL	1			31	8	1	4	20	15	15	11	19		125
	SPORTAGE	310	478	632	525	564	488	433	556	400	396	388	478		5.648
	STINGER	1									10	4	1		16
	LAMBORGHINI	Total	1	0	1	1	1	1	2	4	1	1	0	2	15
		Share	0,04%	0,00%	0,03%	0,03%	0,03%	0,03%	0,06%	0,11%	0,03%	0,03%	0,00%	0,06%	0,04%
	HURACAN COUPÉ			1	1	1	1	1	1	1					6
	HURACAN SPYDER									1	1				2
	AVENTADOR	1						1		2	1				5
	URUS												2		2




EMPLACAMENTO DAS ASSOCIADAS ABEIFA - 2018

VEÍCULOS IMPORTADOS

MARCA/MODELO		jan	fev	mar	abr	mai	jun	jul	ago	set	out	nov	dez	Total	
	LAND ROVER	Total	178	111	100	210	215	223	237	259	212	166	239	305	2.455
		Share	7,34%	4,31%	2,89%	6,49%	6,64%	7,40%	7,64%	6,82%	7,28%	4,76%	8,11%	9,00%	6,53%
	DEFENDER										1			1	
	DISCOVERY 4	62	25	18	106	105	108	76	80	81	52	58	119	890	
	DISCOVERY SPORT			1										1	
	EVOQUE	5	2	2	2	1	2	2	3	13	12	9	6	59	
	FREELANDER					1								1	
	RANGE ROVER		9	8	11	5	6	3	12	7	4	5	3	73	
	RANGE ROVER SPORT	25	8	9	9	39	60	90	87	54	17	91	102	591	
	VELAR	86	67	62	82	64	47	66	77	57	80	76	75	839	
	LIFAN	Total	288	192	239	240	247	146	167	193	127	141	152	181	2.313
		Share	11,87%	7,45%	6,91%	7,41%	7,63%	4,85%	5,39%	5,08%	4,36%	4,05%	5,16%	5,34%	6,15%
	FOISON	25	18	11	7	6	4	1	2		1	1	1	77	
	LF 320													0	
	LF 530	45	34	55	51	58	32	23	18	8	8	5	1	338	
	LF 620													0	
	X50													0	
	X60	216	139	173	181	168	108	105	129	90	109	112	138	1.668	
	X70	2	1		1									4	
	X80					15	2	38	44	29	23	34	41	226	
	MASERATI	Total	2	1	6	3	4	3	6	2	1	4	3	4	39
		Share	0,08%	0,04%	0,17%	0,09%	0,12%	0,10%	0,19%	0,05%	0,03%	0,11%	0,10%	0,12%	0,10%
	GRANTURISMO													0	
	LEVANTE	1		3	3	3	3	6	1	1	3	3	3	30	
	QUATTROPORTE		1	1					1					3	
	GRANCABRIO			1										1	
	Ghibli	1		1		1					1		1	5	
	MINI	Total	143	127	141	107	103	107	133	191	148	171	161	194	1.726
		Share	5,89%	4,93%	4,08%	3,31%	3,18%	3,55%	4,29%	5,03%	5,08%	4,91%	5,46%	5,72%	4,59%
	ONE						1							1	
	COOPER	18	13	16	13	18	17	17	33	35	19	12	7	218	
	COOPER CABRIO											4	6	10	
	COOPER 5P	8	11	9	3	9	6	14	27	21	25	12	11	156	
	COOPER S	25	20	27	17	13	15	30	35	23	28	33	30	296	
	COOPER S 5P	15	18	23	14	10	6	17	14	19	23	21	24	204	
	COOPER S PACEMAN													0	
	COOPER S CLUBMAN	2	3	3	5		1	2	2	1		5	3	27	
	COOPER S CABRIO	14	13	15	7	1	3	2				9	10	74	
	COOPER S COUNTRYMAN	42	36	42	42	46	53	40	62	33	53	43	62	554	
	COOPER JCW ROADSTER													0	
	COOPER JCW CABRIO											3	9	12	
	COOPER JCW COUNTRYMAN	8	6	4	2	5	3	4	5	4	1	5	17	64	
	COOPER HATCH JCW 3P	11	7	2	4	1	2	7	13	12	22	14	15	110	
	COOPER S ROADSTER													0	
	COOPER RED BULL													0	
	PORSCHE	Total	101	102	128	121	100	127	112	121	132	176	130	107	1.457
		Share	4,16%	3,96%	3,70%	3,74%	3,09%	4,22%	3,61%	3,18%	4,53%	5,05%	4,41%	3,16%	3,88%
	911	13	15	14	6	13	16	10	8	31	21	21	15	183	
	911 TURBO	1	4	3	2	4	4	2	1	3	1	2		27	
	BOXSTER	10	7	14	9	9	15	15	8	19	22	20	18	166	
	CAYENNE	20	24	34	35	12	7	11	66	39	56	27	35	366	
	CAYMAN	10	7	10	15	6	12	11	9	6	1	9	3	99	
	MACAN	30	35	39	33	46	61	54	26	24	40	29	8	425	
	PANAMERA	17	10	14	21	10	12	9	3	10	35	22	28	191	

EMPLACAMENTO DAS ASSOCIADAS ABEIFA - 2018

VEÍCULOS IMPORTADOS

MARCA/MODELO		jan	fev	mar	abr	mai	jun	jul	ago	set	out	nov	dez	Total
 ROLLS ROYCE	Total	0	0	0	0	0	0	1	0	0	0	0	1	2
	Share	0,00%	0,00%	0,00%	0,00%	0,00%	0,00%	0,03%	0,00%	0,00%	0,00%	0,00%	0,03%	0,01%
GHOST													1	1
WRAITH														0
PHANTOM														0
DAWN								1						1
CULLINAN														0
 SUZUKI	Total	181	200	221	197	190	204	268	264	175	211	173	165	2.449
	Share	7,46%	7,76%	6,39%	6,09%	5,87%	6,77%	8,64%	6,95%	6,01%	6,06%	5,87%	4,87%	6,52%
GRAN VITARA														0
SWIFT													1	1
SCROSS		39	33	57	53	57	39	59	60	46	55	50	41	589
VITARA		142	167	164	144	133	165	209	204	129	156	122	122	1.857
GVITARA												1	1	2
 VOLVO	Total	366	280	449	536	500	537	606	776	486	896	638	762	6.832
	Share	15,09%	10,87%	12,99%	16,56%	15,44%	17,82%	19,54%	20,42%	16,68%	25,72%	21,65%	22,48%	18,18%
240														0
S60		15	8	17	11	6	5		1	3		1		67
S90								1		5	8	4	6	24
V40		67	33	47	50	42	43	24	34	21	30	28	36	455
V60		3	1	7	9	8	7	8	5	1	16	21	13	99
XC40				62	133	121	137	335	473	140	461	179	354	2.395
XC60		200	190	236	269	249	263	160	192	232	310	347	268	2.916
XC90		81	48	80	64	74	82	78	71	84	71	58	85	876
OUTROS	Total	0	0	0	0	0	0	0	0	0	0	0	0	0
TOTAL IMPORTADOS ...		2.426	2.577	3.457	3.237	3.238	3.013	3.101	3.800	2.913	3.484	2.947	3.389	37.582