














## EMPLACAMENTO DAS ASSOCIADAS ABEIFA - 2015

### VEÍCULOS IMPORTADOS

MARCA/MODELO		jan	fev	mar	abr	mai	jun	jul	ago	set	out	nov	dez	Total
 <b>ASTON MARTIN</b>	<b>Total</b>	0	0	1	0	0	0	1	0	0	0	1	0	3
	<b>Share</b>	0,00%	0,00%	0,02%	0,00%	0,00%	0,00%	0,02%	0,00%	0,00%	0,00%	0,03%	0,00%	0,01%
	DB9	0	0	0	0	0	0	0	0	0	0	0	0	0
	VANTAGE	0	0	1	0	0	0	1	0	0	0	0	0	2
	RAPIDE	0	0	0	0	0	0	0	0	0	0	1	0	1
VIRAGE	0	0	0	0	0	0	0	0	0	0	0	0	0	
 <b>BENTLEY</b>	<b>Total</b>	1	1	0	1	0	0	1	0	0	0	0	0	4
	<b>Share</b>	0,01%	0,02%	0,00%	0,02%	0,00%	0,00%	0,02%	0,00%	0,00%	0,00%	0,00%	0,00%	0,01%
	FLYING SPUR	0	1	0	0	0	0	0	0	0	0	0	0	1
GT	1	0	0	1	0	0	1	0	0	0	0	0	3	
 <b>BMW</b>	<b>Total</b>	726	455	521	557	411	405	435	421	378	403	394	498	5.604
	<b>Share</b>	10,82%	8,87%	8,93%	10,56%	8,51%	7,93%	8,20%	9,43%	8,47%	10,14%	9,91%	10,13%	9,34%
	SÉRIE 1	68	25	25	8	6	2	8	4	1	1	4	0	152
	SÉRIE 2	0	12	20	13	9	16	15	16	18	11	8	6	144
	SÉRIE 3	149	70	97	98	92	72	60	55	48	47	41	23	852
	SÉRIE 4	58	43	59	76	58	50	54	51	46	41	22	24	582
	SÉRIE 5	49	33	52	28	25	11	33	36	22	18	23	27	357
	SÉRIE 6	3	3	2	5	4	2	2	5	4	2	2	2	36
	SÉRIE 7	4	0	2	0	2	0	2	3	4	1	1	2	21
	I3	3	3	3	1	5	4	3	3	0	1	1	9	36
	I8	1	3	2	2	1	0	0	0	0	1	0	0	10
	X1	30	33	20	14	10	5	4	0	4	1	0	33	154
	X3	140	50	31	59	18	17	14	3	2	4	2	3	343
	X4	74	63	71	70	45	88	70	74	70	74	70	99	868
	X5	53	47	63	74	68	69	69	58	53	95	111	116	876
	X6	27	21	20	26	28	26	44	73	57	58	60	89	529
	M135I	9	5	9	20	8	10	11	7	9	2	7	10	107
	M235I	13	13	8	16	7	3	7	4	6	5	8	14	104
	M3 SEDAN	0	2	7	15	7	6	12	7	8	9	11	17	101
	M4	16	11	16	11	5	8	10	9	9	9	4	6	114
	M5	2	4	2	8	0	3	3	2	2	4	5	2	37
M6	4	6	5	7	11	6	7	4	4	9	4	7	74	
Z3	1	0	0	0	0	0	0	0	0	0	0	0	1	
Z4	22	8	7	6	2	7	7	7	11	10	10	9	106	
 <b>BYD</b>	<b>Total</b>	0	0	0	0	0	0	0	0	1	0	0	0	1
	<b>Share</b>	0,00%	0,00%	0,00%	0,00%	0,00%	0,00%	0,00%	0,00%	0,02%	0,00%	0,00%	0,00%	0,00%
E6	0	0	0	0	0	0	0	0	0	1	0	0	0	1
 <b>CHANGAN</b>	<b>Total</b>	1	27	3	95	3	2	3	2	1	0	2	1	140
	<b>Share</b>	0,01%	0,53%	0,05%	1,80%	0,06%	0,04%	0,06%	0,04%	0,02%	0,00%	0,05%	0,02%	0,23%
	SC	1	27	3	95	3	2	3	2	1	0	2	1	140
UTILITY	0	0	0	0	0	0	0	0	0	0	0	0	0	
 <b>CHERY</b>	<b>Total</b>	827	526	498	272	282	288	333	253	186	162	186	135	3.948
	<b>Share</b>	12,33%	10,26%	8,54%	5,16%	5,84%	5,64%	6,27%	5,67%	4,17%	4,08%	4,68%	2,75%	6,58%
	CELER	255	150	197	91	75	48	28	36	18	20	37	22	977
	CELER SEDAN	0	0	0	33	24	21	19	14	8	8	5	8	140
	CIELO HATCH	0	0	0	1	1	1	0	0	2	0	0	0	5
	CIELO SEDAN	0	0	1	0	0	0	0	0	0	1	0	0	2
	FACE	65	54	74	30	21	16	7	4	2	2	5	2	282
	QQ	293	184	110	55	89	121	168	110	93	79	77	51	1.430
	S-18	0	0	0	0	1	0	0	0	0	0	0	0	1
	TIGGO	214	138	116	62	69	81	111	89	63	52	62	52	1.109
	OUTROS	0	0	0	0	2	0	0	0	0	0	0	0	2






## EMPLACAMENTO DAS ASSOCIADAS ABEIFA - 2015

### VEÍCULOS IMPORTADOS

MARCA/MODELO		jan	fev	mar	abr	mai	jun	jul	ago	set	out	nov	dez	Total	
	<b>FERRARI</b>	<b>Total</b>	1	1	1	2	1	1	2	1	0	0	4	15	
		<b>Share</b>	0,01%	0,02%	0,02%	0,04%	0,02%	0,02%	0,02%	0,04%	0,02%	0,00%	0,00%	0,08%	0,03%
	308 GTS	0	0	0	0	0	0	0	0	0	0	0	0	0	
	458	0	1	0	1	0	1	1	2	1	0	0	2	9	
	488 GTB	0	0	0	0	0	0	0	0	0	0	0	2	2	
	CALIFORNIA	0	0	1	1	0	0	0	0	0	0	0	0	2	
	FF	0	0	0	0	1	0	0	0	0	0	0	0	1	
	F12 BERLINETTA	1	0	0	0	0	0	0	0	0	0	0	0	1	
	<b>GEELY</b>	<b>Total</b>	44	31	63	77	59	50	65	53	39	34	96	40	651
		<b>Share</b>	0,66%	0,60%	1,08%	1,46%	1,22%	0,98%	1,22%	1,19%	0,87%	0,86%	2,41%	0,81%	1,09%
	EC-7	20	10	35	42	31	31	40	26	14	16	79	20	364	
	GC2	24	21	28	35	28	19	25	27	25	18	17	20	287	
	GX2	0	0	0	0	0	0	0	0	0	0	0	0	0	
	<b>HAFEI MOTOR</b>	<b>Total</b>	5	5	26	7	6	1	7	7	3	2	5	6	80
		<b>Share</b>	0,07%	0,10%	0,45%	0,13%	0,12%	0,02%	0,13%	0,16%	0,07%	0,05%	0,13%	0,12%	0,13%
	TOWNER FURGÃO	3	0	1	0	0	0	1	1	1	0	0	0	7	
	TOWNER PASSAGEIRO	0	0	0	0	0	0	0	0	0	0	2	0	2	
	TOWNER PICK UP	2	5	25	7	6	1	6	6	2	2	3	6	71	
	<b>JAC MOTORS</b>	<b>Total</b>	699	437	477	427	323	537	491	359	322	302	287	365	5.026
		<b>Share</b>	10,42%	8,52%	8,18%	8,10%	6,69%	10,52%	9,25%	8,04%	7,22%	7,60%	7,22%	7,42%	8,38%
	A13 HACTH	0	0	0	2	0	0	0	0	0	0	0	0	2	
	J2	222	113	110	121	88	75	80	62	31	32	36	45	1.015	
	J3	129	99	99	123	81	79	70	51	46	46	57	55	935	
	J3 TURIN	153	128	114	114	77	118	69	41	50	55	61	86	1.066	
	J5	36	15	8	3	24	40	37	26	23	21	14	8	255	
	J6 2.0 5S	1	3	1	1	1	0	0	0	0	1	0	0	8	
	J6 DIAMOND 7S	28	31	32	43	26	28	17	16	21	16	11	14	283	
	S3	0	0	4	0	0	0	0	0	0	0	0	0	4	
	S5	0	0	0	0	0	0	0	0	3	0	0	0	3	
	T 140	1	2	2	0	1	2	2	0	1	0	1	0	12	
	T 6	39	10	89	2	1	174	195	141	133	118	94	136	1.132	
	T 8	90	36	18	18	24	21	21	22	14	13	13	21	311	
	<b>JAGUAR</b>	<b>Total</b>	24	22	50	34	26	33	28	33	80	59	69	55	513
		<b>Share</b>	0,36%	0,43%	0,86%	0,64%	0,54%	0,65%	0,53%	0,74%	1,79%	1,48%	1,74%	1,12%	0,86%
	F-TYPE	7	2	3	3	4	0	4	6	5	7	4	1	46	
	XE	0	0	0	0	0	0	0	0	14	34	57	44	149	
	XE S	0	0	0	0	0	0	0	2	0	0	0	0	2	
	XF	13	20	46	29	20	27	21	24	60	17	7	10	294	
	XFR	2	0	0	1	0	0	0	0	0	0	0	0	3	
	XJ	1	0	1	1	1	3	2	1	1	1	1	0	13	
	XK	1	0	0	0	1	3	1	0	0	0	0	0	6	
	<b>JINBEI AUTOMOBILE</b>	<b>Total</b>	32	39	54	15	10	14	7	10	4	9	5	9	208
		<b>Share</b>	0,48%	0,76%	0,93%	0,28%	0,21%	0,27%	0,13%	0,22%	0,09%	0,23%	0,13%	0,18%	0,35%
	TOPIC PASSAGEIRO	18	27	40	9	5	12	5	6	1	5	5	5	138	
	TOPIC ESCOLAR	14	12	14	6	5	2	2	4	3	4	0	4	70	
	<b>KIA MOTORS</b>	<b>Total</b>	1.743	1.336	1.557	1.284	1.299	1.446	1.558	1.211	1.085	839	1.033	1.539	15.930
		<b>Share</b>	25,98%	26,05%	26,69%	24,35%	26,91%	28,33%	29,36%	27,13%	24,32%	21,11%	25,98%	31,29%	26,56%
	BONGO	248	250	284	239	200	198	202	193	188	155	116	137	2.410	
	CADENZA	10	9	4	6	4	13	4	3	4	3	3	5	68	
	CARENS	1	1	0	1	1	0	0	0	0	0	0	0	4	
	CARNIVAL	7	19	14	12	5	9	9	10	8	22	11	13	139	
	CERATO	191	138	162	134	91	187	241	131	99	68	180	256	1.878	
	MOHAVE	2	0	3	3	1	2	5	3	1	2	1	0	23	
	OPTIMA	27	10	25	12	20	16	15	12	15	16	11	8	187	






## EMPLACAMENTO DAS ASSOCIADAS ABEIFA - 2015

### VEÍCULOS IMPORTADOS

MARCA/MODELO		jan	fev	mar	abr	mai	jun	jul	ago	set	out	nov	dez	Total	
PICANTO		193	147	173	126	148	138	137	127	113	87	286	442	2.117	
QUORIS		0	1	0	2	0	0	3	0	1	0	0	0	7	
SORENTO		158	130	271	262	197	150	172	134	141	114	88	79	1.896	
SOUL		46	28	29	29	32	61	81	66	47	36	22	31	508	
SPORTAGE		860	603	592	458	600	672	689	532	468	336	315	568	6.693	
	<b>LAMBORGHINI</b>	<b>Total</b>	0	2	1	2	0	0	1	0	0	1	0	7	
		<b>Share</b>	0,00%	0,04%	0,02%	0,04%	0,00%	0,00%	0,02%	0,00%	0,00%	0,00%	0,03%	0,00%	0,01%
GALLARDO		0	0	0	0	0	0	1	0	0	0	0	0	1	
HURACAN		0	2	0	2	0	0	0	0	0	0	1	0	5	
AVENTADOR		0	0	1	0	0	0	0	0	0	0	0	0	1	
	<b>LAND ROVER</b>	<b>Total</b>	641	597	727	713	660	692	749	733	845	835	739	867	8.798
		<b>Share</b>	9,56%	11,64%	12,46%	13,52%	13,67%	13,56%	14,11%	16,42%	18,94%	21,01%	18,59%	17,63%	14,67%
DEFENDER		0	0	0	0	0	0	0	0	2	1	0	1	4	
DISCOVERY 4		100	71	109	115	83	85	128	71	68	79	57	40	1.006	
DISCOVERY SPORT		0	0	12	31	78	150	194	296	383	478	394	476	2.492	
EVOQUE		379	366	452	418	378	386	339	278	282	190	201	251	3.920	
FREELANDER		94	78	59	27	10	6	1	0	1	1	0	0	277	
RANGE ROVER		5	4	13	24	6	3	7	5	3	10	3	3	86	
RANGE ROVER SPORT		63	78	82	98	105	62	80	83	106	76	84	96	1.013	
	<b>LIFAN</b>	<b>Total</b>	557	456	429	420	318	365	379	379	397	387	412	507	5.006
		<b>Share</b>	8,30%	8,89%	7,35%	7,96%	6,59%	7,15%	7,14%	8,49%	8,90%	9,74%	10,36%	10,31%	8,35%
FOISON		65	87	84	106	78	87	76	78	73	48	55	66	903	
LF 320		0	1	0	0	0	0	0	0	0	0	0	0	1	
LF 530		72	90	96	112	93	106	75	75	70	77	62	87	1.015	
LF 620		1	0	0	1	0	0	0	0	0	0	0	0	2	
X50		0	0	0	0	1	0	0	0	0	0	0	2	3	
X60		419	278	249	201	146	172	228	226	254	262	295	352	3.082	
	<b>MASERATI</b>	<b>Total</b>	1	2	2	0	2	1	1	1	1	2	0	13	
		<b>Share</b>	0,01%	0,04%	0,03%	0,00%	0,04%	0,02%	0,02%	0,02%	0,02%	0,05%	0,00%	0,00%	0,02%
GRANTURISMO		0	0	1	0	0	0	0	0	0	0	0	0	1	
QUATTROPORTE		0	0	0	0	1	0	0	0	0	1	0	0	2	
GRANCABRIO		0	0	0	0	0	0	0	1	0	0	0	0	1	
GHIBLI S Q4		1	2	1	0	1	1	1	0	1	1	0	0	9	
	<b>MINI</b>	<b>Total</b>	193	150	178	185	171	170	197	167	129	133	157	160	1.990
		<b>Share</b>	2,88%	2,93%	3,05%	3,51%	3,54%	3,33%	3,71%	3,74%	2,89%	3,35%	3,95%	3,25%	3,32%
ONE		0	6	3	8	3	6	5	6	1	3	4	1	46	
COOPER		63	37	25	13	10	9	5	14	8	6	8	7	205	
COOPER 5P		0	0	3	6	13	14	9	10	7	3	10	10	85	
COOPER S		75	69	71	47	52	56	78	59	51	51	53	58	720	
COOPER S 5P		0	0	18	69	58	44	42	27	22	29	40	41	390	
COOPER S PACEMAN		13	11	18	9	3	1	2	1	0	0	0	0	58	
COOPER CLUBMAN		0	0	1	0	0	0	0	0	0	0	3	8	12	
COOPER S CABRIO		1	1	3	3	1	4	3	2	2	3	2	1	26	
COOPER COUNTRYMAN		33	24	29	21	24	28	47	39	32	22	15	19	333	
COOPER JCW		0	0	0	0	0	0	0	0	0	0	0	1	1	
COOPER JCW ROADSTER		0	0	1	0	0	0	0	0	0	0	0	0	1	
COOPER JCW CABRIO		0	1	0	2	1	1	1	1	0	0	0	1	8	
COOPER JCW COUNTRYMAN		8	1	3	6	5	3	4	2	1	3	5	3	44	
COOPER JCW PACEMAN		0	0	1	0	1	2	1	2	1	0	1	1	10	
COOPER HATCH JCW 3P		0	0	0	0	0	0	0	3	4	13	14	9	43	
COOPER S ROADSTER		0	0	0	1	0	0	0	1	0	0	0	0	2	
COOPER RED BULL		0	0	2	0	0	2	0	0	0	0	2	0	6	

## EMPLACAMENTO DAS ASSOCIADAS ABEIFA - 2015

### VEÍCULOS IMPORTADOS

MARCA/MODELO		jan	fev	mar	abr	mai	jun	jul	ago	set	out	nov	dez	Total
 <b>PORSCHE</b>	<b>Total</b>	44	32	61	71	52	107	32	31	83	75	60	84	732
	<b>Share</b>	0,66%	0,62%	1,05%	1,35%	1,08%	2,10%	0,60%	0,69%	1,86%	1,89%	1,51%	1,71%	1,22%
	911	4	4	1	2	4	4	1	6	1	4	6	6	43
	911 TURBO	2	0	1	1	1	1	2	0	4	1	1	6	20
	BOXSTER	10	6	9	5	6	9	5	7	4	8	6	6	81
	CAYENNE	1	1	7	5	3	43	14	8	27	27	29	44	209
	CAYMAN	3	1	0	1	3	5	1	3	10	3	3	7	40
	MACAN	20	19	41	53	35	43	9	7	37	28	14	13	319
	PANAMERA	4	1	2	4	0	2	0	0	0	4	1	2	20
 <b>ROLLS ROYCE</b>	<b>Total</b>	0	1	0	2	1	0	0	1	0	0	0	0	5
	<b>Share</b>	0,00%	0,02%	0,00%	0,04%	0,02%	0,00%	0,00%	0,02%	0,00%	0,00%	0,00%	0,00%	0,01%
	GHOST	0	1	0	0	0	0	0	1	0	0	0	0	2
	DROPHEAD	0	0	0	1	0	0	0	0	0	0	0	0	1
	PHANTOM	0	0	0	1	0	0	0	0	0	0	0	0	1
 <b>SSANGYONG</b>	<b>Total</b>	45	41	25	20	14	13	9	6	9	11	3	5	201
	<b>Share</b>	0,67%	0,80%	0,43%	0,38%	0,29%	0,25%	0,17%	0,13%	0,20%	0,28%	0,08%	0,10%	0,34%
	ACTYON	0	1	0	0	1	0	0	0	0	0	0	0	2
	ACTYON SPORTS	12	7	7	4	5	3	1	3	4	1	0	3	50
	KORANDO	10	12	8	6	4	6	2	2	3	4	2	0	59
	KYRONM	18	20	6	6	3	1	2	1	2	5	1	1	66
REXTON	5	1	4	4	1	3	4	0	0	1	0	1	24	
 <b>SUZUKI</b>	<b>Total</b>	316	223	210	228	311	273	291	224	256	206	222	245	3.005
	<b>Share</b>	4,71%	4,35%	3,60%	4,32%	6,44%	5,35%	5,48%	5,02%	5,74%	5,18%	5,58%	4,98%	5,01%
	GRAN VITARA	284	187	178	197	191	166	175	137	188	120	129	146	2.098
	SWIFT	12	8	13	5	17	12	19	10	7	7	10	19	139
SX4	20	28	19	26	103	95	97	77	61	79	83	80	768	
 <b>VOLVO</b>	<b>Total</b>	189	269	364	380	340	309	348	241	355	314	304	398	3.811
	<b>Share</b>	2,82%	5,25%	6,24%	7,21%	7,04%	6,05%	6,56%	5,40%	7,96%	7,90%	7,65%	8,09%	6,35%
	S60	6	7	15	30	27	16	32	17	37	58	39	67	351
	V40	29	47	50	74	76	40	38	18	43	66	77	73	631
	V60	5	5	13	18	8	13	17	13	21	17	13	16	159
	XC60	149	210	286	258	229	240	246	182	218	148	158	219	2.543
XC90	0	0	0	0	0	0	15	11	36	25	17	23	127	
<b>OUTROS</b>	<b>Total</b>	619	475	586	482	539	397	370	329	286	201	0	0	4.284
<b>TOTAL IMPORTADOS ...</b>		<b>6.708</b>	<b>5.128</b>	<b>5.834</b>	<b>5.274</b>	<b>4.828</b>	<b>5.104</b>	<b>5.307</b>	<b>4.463</b>	<b>4.461</b>	<b>3.974</b>	<b>3.976</b>	<b>4.918</b>	<b>59.975</b>