










EMPLACAMENTO DAS ASSOCIADAS ABEIFA - 2017
VEÍCULOS IMPORTADOS






| MARCA/MODELO | | jan | fev | mar | abr | mai | jun | jul | ago | set | out | nov | dez | Total |
|--|--------------|--------------|--------------|--------------|--------------|--------------|--------------|--------------|--------------|-----|-----|-----|-----|--------------|
|  BMW | Total | 128 | 130 | 152 | 143 | 171 | 210 | 226 | 213 | 0 | 0 | 0 | 0 | 1.373 |
| | Share | 6,58% | 7,71% | 6,20% | 7,00% | 6,68% | 8,07% | 8,33% | 7,55% | | | | | 7,29% |
| SÉRIE 1 | | 0 | 0 | 0 | 0 | 0 | 1 | 0 | 0 | | | | | 1 |
| SÉRIE 2 | | 11 | 13 | 7 | 5 | 1 | 2 | 20 | 32 | | | | | 91 |
| SÉRIE 3 | | 13 | 29 | 25 | 24 | 16 | 5 | 3 | 4 | | | | | 119 |
| SÉRIE 4 | | 17 | 13 | 33 | 24 | 33 | 49 | 34 | 12 | | | | | 215 |
| SÉRIE 5 | | 1 | 2 | 6 | 22 | 25 | 47 | 35 | 59 | | | | | 197 |
| SÉRIE 6 | | 0 | 0 | 0 | 0 | 0 | 1 | 0 | 0 | | | | | 1 |
| SÉRIE 7 | | 3 | 2 | 2 | 2 | 2 | 5 | 5 | 3 | | | | | 24 |
| I3 | | 7 | 1 | 4 | 4 | 3 | 4 | 1 | 2 | | | | | 26 |
| I8 | | 2 | 0 | 0 | 0 | 1 | 0 | 0 | 0 | | | | | 3 |
| X1 | | 0 | 2 | 0 | 0 | 2 | 2 | 0 | 0 | | | | | 6 |
| X3 | | 0 | 1 | 2 | 1 | 0 | 2 | 0 | 0 | | | | | 6 |
| X4 | | 12 | 7 | 12 | 13 | 3 | 0 | 0 | 2 | | | | | 49 |
| X5 | | 6 | 3 | 8 | 10 | 24 | 43 | 62 | 47 | | | | | 203 |
| X6 | | 33 | 25 | 31 | 25 | 25 | 21 | 29 | 31 | | | | | 220 |
| M135I | | 1 | 0 | 1 | 0 | 0 | 0 | 0 | 0 | | | | | 2 |
| M140I | | 3 | 5 | 3 | 1 | 10 | 9 | 7 | 4 | | | | | 42 |
| M2 | | 5 | 8 | 2 | 2 | 5 | 2 | 5 | 4 | | | | | 33 |
| M235I | | 0 | 0 | 0 | 0 | 0 | 0 | 0 | 0 | | | | | 0 |
| M240I | | 4 | 7 | 6 | 1 | 5 | 5 | 9 | 1 | | | | | 38 |
| M3 SEDAN | | 3 | 7 | 5 | 6 | 12 | 6 | 11 | 9 | | | | | 59 |
| M4 | | 4 | 0 | 1 | 0 | 1 | 1 | 1 | 2 | | | | | 10 |
| M5 | | 0 | 0 | 0 | 0 | 0 | 0 | 0 | 0 | | | | | 0 |
| M6 | | 1 | 2 | 2 | 3 | 1 | 4 | 3 | 1 | | | | | 17 |
| Z3 | | 0 | 0 | 0 | 0 | 0 | 0 | 1 | 0 | | | | | 1 |
| Z4 | | 2 | 3 | 2 | 0 | 2 | 1 | 0 | 0 | | | | | 10 |
|  BYD | Total | 2 | 2 | 6 | 4 | 1 | 1 | 1 | 4 | 0 | 0 | 0 | 0 | 21 |
| | Share | 0,10% | 0,12% | 0,24% | 0,20% | 0,04% | 0,04% | 0,04% | 0,14% | | | | | 0,11% |
| E6 | | 2 | 1 | 1 | 1 | 0 | 0 | 0 | 4 | | | | | 9 |
| T3 | | 0 | 1 | 5 | 3 | 1 | 1 | 1 | 0 | | | | | 12 |
|  CHERY | Total | 14 | 6 | 2 | 2 | 1 | 2 | 0 | 2 | 0 | 0 | 0 | 0 | 29 |
| | Share | 0,72% | 0,36% | 0,08% | 0,10% | 0,04% | 0,08% | 0,00% | 0,07% | | | | | 0,15% |
| CELER | | 0 | 0 | 0 | 0 | 0 | 0 | 0 | 0 | | | | | 0 |
| CELER SEDAN | | 1 | 0 | 0 | 0 | 0 | 0 | 0 | 0 | | | | | 1 |
| CIELO HATCH | | 0 | 0 | 0 | 0 | 0 | 0 | 0 | 0 | | | | | 0 |
| CIELO SEDAN | | 0 | 0 | 0 | 0 | 0 | 0 | 0 | 0 | | | | | 0 |
| FACE | | 0 | 0 | 0 | 1 | 0 | 0 | 0 | 0 | | | | | 1 |
| QQ | | 1 | 1 | 0 | 0 | 0 | 0 | 0 | 2 | | | | | 4 |
| S-18 | | 0 | 0 | 0 | 0 | 0 | 0 | 0 | 0 | | | | | 0 |
| TIGGO | | 12 | 5 | 2 | 1 | 1 | 2 | 0 | 0 | | | | | 23 |
| OUTROS | | 0 | 0 | 0 | 0 | 0 | 0 | 0 | 0 | | | | | 0 |
|  FERRARI | Total | 1 | 3 | 0 | 0 | 4 | 3 | 1 | 4 | 0 | 0 | 0 | 0 | 16 |
| | Share | 0,05% | 0,18% | 0,00% | 0,00% | 0,16% | 0,12% | 0,04% | 0,14% | | | | | 0,09% |
| 458 | | 0 | 1 | 0 | 0 | 1 | 2 | 0 | 0 | | | | | 4 |
| 488 GTB | | 0 | 0 | 0 | 0 | 1 | 0 | 1 | 0 | | | | | 2 |
| 488 SPIDER | | 1 | 1 | 0 | 0 | 1 | 1 | 0 | 1 | | | | | 5 |
| CALIFORNIA | | 0 | 0 | 0 | 0 | 1 | 0 | 0 | 3 | | | | | 4 |
| F12 TDF | | 0 | 0 | 0 | 0 | 0 | 0 | 0 | 0 | | | | | 0 |
| FF | | 0 | 0 | 0 | 0 | 0 | 0 | 0 | 0 | | | | | 0 |
| F12 BERLINETTA | | 0 | 1 | 0 | 0 | 0 | 0 | 0 | 0 | | | | | 1 |

EMPLACAMENTO DAS ASSOCIADAS ABEIFA - 2017
VEÍCULOS IMPORTADOS




| MARCA/MODELO | | jan | fev | mar | abr | mai | jun | jul | ago | set | out | nov | dez | Total |
|--|--------------|--------|--------|--------|--------|--------|--------|--------|--------|-----|-----|-----|-----|--------|
|  GEELY | Total | 24 | 11 | 6 | 9 | 6 | 11 | 3 | 0 | 0 | 0 | 0 | 0 | 70 |
| | Share | 1,23% | 0,65% | 0,24% | 0,44% | 0,23% | 0,42% | 0,11% | 0,00% | | | | | 0,37% |
| EC-7 | | 16 | 4 | 2 | 5 | 2 | 8 | 3 | 0 | | | | | 40 |
| GC2 | | 8 | 7 | 4 | 4 | 4 | 3 | 0 | 0 | | | | | 30 |
| GX2 | | 0 | 0 | 0 | 0 | 0 | 0 | 0 | 0 | | | | | 0 |
|  JAC MOTORS | Total | 290 | 217 | 293 | 309 | 298 | 247 | 307 | 258 | 0 | 0 | 0 | 0 | 2.219 |
| | Share | 14,91% | 12,87% | 11,94% | 15,12% | 11,65% | 9,49% | 11,32% | 9,15% | | | | | 11,79% |
| A13 HACTH | | 0 | 0 | 0 | 0 | 0 | 0 | 0 | 0 | | | | | 0 |
| J2 | | 1 | 1 | 0 | 0 | 0 | 0 | 1 | 0 | | | | | 3 |
| J3 | | 34 | 16 | 11 | 3 | 9 | 6 | 3 | 1 | | | | | 83 |
| J3 TURIN | | 26 | 33 | 51 | 38 | 28 | 8 | 3 | 1 | | | | | 188 |
| J5 | | 9 | 6 | 4 | 11 | 17 | 17 | 9 | 13 | | | | | 86 |
| J6 2.0 5S | | 0 | 0 | 0 | 0 | 0 | 0 | 0 | 0 | | | | | 0 |
| J6 2.0 7S | | 13 | 4 | 5 | 2 | 1 | 2 | 1 | 0 | | | | | 28 |
| S5 | | 0 | 1 | 0 | 0 | 0 | 0 | 1 | 0 | | | | | 2 |
| T 140 | | 0 | 0 | 0 | 0 | 0 | 1 | 0 | 0 | | | | | 1 |
| T 40 | | 0 | 0 | 0 | 0 | 0 | 0 | 30 | 0 | | | | | 30 |
| T 5 | | 185 | 142 | 203 | 243 | 230 | 191 | 250 | 238 | | | | | 1.682 |
| T 6 | | 17 | 12 | 16 | 10 | 9 | 18 | 7 | 3 | | | | | 92 |
| T 8 | | 5 | 2 | 3 | 2 | 4 | 4 | 2 | 2 | | | | | 24 |
|  JAGUAR | Total | 72 | 103 | 123 | 98 | 167 | 109 | 99 | 112 | 0 | 0 | 0 | 0 | 883 |
| | Share | 3,70% | 6,11% | 5,01% | 4,79% | 6,53% | 4,19% | 3,65% | 3,97% | | | | | 4,69% |
| F-TYPE | | 2 | 1 | 3 | 1 | 3 | 3 | 1 | 3 | | | | | 17 |
| F-PACE | | 37 | 47 | 69 | 64 | 114 | 60 | 68 | 70 | | | | | 529 |
| XE | | 10 | 9 | 9 | 4 | 3 | 15 | 7 | 11 | | | | | 68 |
| XE S | | 20 | 36 | 33 | 22 | 38 | 22 | 19 | 15 | | | | | 205 |
| XF | | 1 | 8 | 4 | 4 | 3 | 5 | 3 | 6 | | | | | 34 |
| XFR | | 2 | 2 | 4 | 2 | 6 | 3 | 1 | 7 | | | | | 27 |
| XJ | | 0 | 0 | 1 | 1 | 0 | 1 | 0 | 0 | | | | | 3 |
| XK | | 0 | 0 | 0 | 0 | 0 | 0 | 0 | 0 | | | | | 0 |
|  KIA MOTORS | Total | 582 | 454 | 827 | 608 | 701 | 765 | 777 | 847 | 0 | 0 | 0 | 0 | 5.561 |
| | Share | 29,92% | 26,93% | 33,71% | 29,75% | 27,40% | 29,39% | 28,65% | 30,02% | | | | | 29,55% |
| BONGO | | 126 | 101 | 128 | 85 | 90 | 148 | 159 | 166 | | | | | 1.003 |
| CADENZA | | 0 | 1 | 0 | 1 | 0 | 1 | 1 | 0 | | | | | 4 |
| CARENS | | 0 | 0 | 0 | 0 | 0 | 0 | 0 | 0 | | | | | 0 |
| CARNIVAL | | 9 | 11 | 13 | 9 | 6 | 14 | 15 | 16 | | | | | 93 |
| CERATO | | 107 | 102 | 131 | 109 | 116 | 151 | 147 | 196 | | | | | 1.059 |
| MOHAVE | | 1 | 1 | 2 | 2 | 4 | 0 | 1 | 0 | | | | | 11 |
| OPTIMA | | 1 | 1 | 1 | 0 | 0 | 0 | 0 | 0 | | | | | 3 |
| PICANTO | | 92 | 92 | 118 | 165 | 69 | 73 | 45 | 38 | | | | | 692 |
| QUORIS | | 0 | 2 | 0 | 1 | 0 | 1 | 0 | 0 | | | | | 4 |
| SEDONA | | 0 | 0 | 0 | 0 | 0 | 0 | 0 | 0 | | | | | 0 |
| SORENTO | | 30 | 28 | 33 | 17 | 35 | 28 | 32 | 18 | | | | | 221 |
| SOUL | | 36 | 34 | 50 | 24 | 23 | 31 | 39 | 27 | | | | | 264 |
| SPORTAGE | | 180 | 81 | 351 | 195 | 358 | 318 | 338 | 386 | | | | | 2.207 |
|  LAMBORGHINI | Total | 1 | 1 | 0 | 2 | 0 | 2 | 0 | 0 | 0 | 0 | 0 | 0 | 6 |
| | Share | 0,05% | 0,06% | 0,00% | 0,10% | 0,00% | 0,08% | 0,00% | 0,00% | | | | | 0,03% |
| GALLARDO | | 0 | 0 | 0 | 0 | 0 | 0 | 0 | 0 | | | | | 0 |
| HURACAN | | 1 | 1 | 0 | 2 | 0 | 2 | 0 | 0 | | | | | 6 |
| AVENTADOR | | 0 | 0 | 0 | 0 | 0 | 0 | 0 | 0 | | | | | 0 |

EMPLACAMENTO DAS ASSOCIADAS ABEIFA - 2017

VEÍCULOS IMPORTADOS

| MARCA/MODELO | | jan | fev | mar | abr | mai | jun | jul | ago | set | out | nov | dez | Total |
|---|-----------------------|--------------|-------|-------|-------|-------|-------|--------|--------|--------|-----|-----|-----|-------|
|  | LAND ROVER | Total | 116 | 79 | 122 | 99 | 126 | 136 | 238 | 148 | 0 | 0 | 0 | 1.064 |
| | | Share | 5,96% | 4,69% | 4,97% | 4,84% | 4,93% | 5,22% | 8,78% | 5,25% | | | | |
| | DEFENDER | 5 | 0 | 0 | 1 | 1 | 0 | 0 | 0 | | | | | 7 |
| | DISCOVERY 4 | 12 | 12 | 27 | 15 | 31 | 52 | 129 | 61 | | | | | 339 |
| | DISCOVERY SPORT | 27 | 21 | 20 | 14 | 6 | 2 | 2 | 1 | | | | | 93 |
| | EVOQUE | 44 | 23 | 15 | 17 | 29 | 17 | 9 | 5 | | | | | 159 |
| | FREELANDER | 0 | 0 | 0 | 0 | 0 | 0 | 0 | 0 | | | | | 0 |
| | RANGE ROVER | 4 | 3 | 4 | 2 | 3 | 4 | 9 | 3 | | | | | 32 |
| | RANGE ROVER SPORT | 24 | 20 | 56 | 50 | 56 | 61 | 89 | 78 | | | | | 434 |
|  | LIFAN | Total | 161 | 153 | 239 | 162 | 247 | 287 | 283 | 383 | 0 | 0 | 0 | 1.915 |
| | | Share | 8,28% | 9,07% | 9,74% | 7,93% | 9,66% | 11,03% | 10,44% | 13,58% | | | | |
| | FOISON | 29 | 25 | 39 | 21 | 38 | 40 | 25 | 38 | | | | | 255 |
| | LF 320 | 0 | 0 | 0 | 0 | 0 | 0 | 0 | 0 | | | | | 0 |
| | LF 530 | 58 | 52 | 77 | 57 | 73 | 72 | 43 | 67 | | | | | 499 |
| | LF 620 | 0 | 0 | 0 | 0 | 7 | 0 | 0 | 0 | | | | | 7 |
| | X50 | 0 | 0 | 0 | 0 | 0 | 0 | 0 | 1 | | | | | 1 |
| | X60 | 74 | 76 | 123 | 84 | 129 | 175 | 215 | 276 | | | | | 1.152 |
| | X80 | 0 | 0 | 0 | 0 | 0 | 0 | 0 | 1 | | | | | 1 |
|  | MASERATI | Total | 3 | 6 | 6 | 7 | 5 | 5 | 1 | 2 | 0 | 0 | 0 | 35 |
| | | Share | 0,15% | 0,36% | 0,24% | 0,34% | 0,20% | 0,19% | 0,04% | 0,07% | | | | |
| | GRANTURISMO | 0 | 0 | 0 | 1 | 0 | 0 | 0 | 0 | | | | | 1 |
| | LEVANTE | 3 | 3 | 6 | 6 | 5 | 5 | 1 | 2 | | | | | 31 |
| | QUATTROPORTE | 0 | 0 | 0 | 0 | 0 | 0 | 0 | 0 | | | | | 0 |
| | GRANCABRIO | 0 | 0 | 0 | 0 | 0 | 0 | 0 | 0 | | | | | 0 |
| | Ghibli | 0 | 3 | 0 | 0 | 0 | 0 | 0 | 0 | | | | | 3 |
|  | MINI | Total | 111 | 103 | 104 | 78 | 149 | 139 | 144 | 157 | 0 | 0 | 0 | 985 |
| | | Share | 5,71% | 6,11% | 4,24% | 3,82% | 5,82% | 5,34% | 5,31% | 5,57% | | | | |
| | ONE | 0 | 0 | 0 | 0 | 0 | 0 | 0 | 0 | 0 | | | | 0 |
| | COOPER | 11 | 6 | 6 | 0 | 4 | 6 | 3 | 8 | | | | | 44 |
| | COOPER 5P | 1 | 1 | 1 | 1 | 1 | 0 | 2 | 5 | | | | | 12 |
| | COOPER S | 41 | 33 | 40 | 39 | 42 | 35 | 45 | 42 | | | | | 317 |
| | COOPER S 5P | 27 | 19 | 28 | 16 | 33 | 26 | 22 | 27 | | | | | 198 |
| | COOPER S PACEMAN | 0 | 0 | 0 | 0 | 0 | 0 | 0 | 0 | | | | | 0 |
| | COOPER CLUBMAN S | 6 | 11 | 10 | 8 | 15 | 16 | 6 | 8 | | | | | 80 |
| | COOPER S CABRIO | 14 | 18 | 14 | 3 | 7 | 4 | 13 | 7 | | | | | 80 |
| | COOPER S COUNTRYMAN | 0 | 0 | 0 | 6 | 39 | 42 | 38 | 47 | | | | | 172 |
| | COOPER JCW | 0 | 0 | 0 | 0 | 0 | 0 | 0 | 0 | | | | | 0 |
| | COOPER JCW ROADSTER | 0 | 0 | 0 | 0 | 0 | 0 | 0 | 0 | | | | | 0 |
| | COOPER JCW CABRIO | 0 | 0 | 0 | 0 | 0 | 0 | 0 | 0 | | | | | 0 |
| | COOPER JCW COUNTRYMAN | 0 | 0 | 0 | 0 | 0 | 0 | 0 | 0 | | | | | 0 |
| | COOPER JCW PACEMAN | 0 | 0 | 0 | 0 | 0 | 0 | 0 | 0 | | | | | 0 |
| | COOPER HATCH JCW 3P | 11 | 15 | 5 | 5 | 8 | 10 | 15 | 13 | | | | | 82 |
| | COOPER S ROADSTER | 0 | 0 | 0 | 0 | 0 | 0 | 0 | 0 | | | | | 0 |
| | COOPER RED BULL | 0 | 0 | 0 | 0 | 0 | 0 | 0 | 0 | | | | | 0 |
|  | PORSCHE | Total | 69 | 64 | 114 | 63 | 123 | 120 | 99 | 104 | 0 | 0 | 0 | 756 |
| | | Share | 3,55% | 3,80% | 4,65% | 3,08% | 4,81% | 4,61% | 3,65% | 3,69% | | | | |
| | 911 | 10 | 13 | 11 | 12 | 14 | 24 | 11 | 23 | | | | | 118 |
| | 911 TURBO | 3 | 3 | 3 | 1 | 1 | 2 | 5 | 1 | | | | | 19 |
| | BOXSTER | 5 | 0 | 2 | 1 | 14 | 11 | 13 | 13 | | | | | 59 |
| | CAYENNE | 22 | 16 | 31 | 17 | 38 | 32 | 30 | 29 | | | | | 215 |
| | CAYMAN | 4 | 8 | 10 | 1 | 3 | 0 | 5 | 0 | | | | | 31 |
| | MACAN | 24 | 20 | 50 | 31 | 40 | 46 | 33 | 34 | | | | | 278 |
| | PANAMERA | 1 | 4 | 7 | 0 | 13 | 5 | 2 | 4 | | | | | 36 |

EMPLACAMENTO DAS ASSOCIADAS ABEIFA - 2017
VEÍCULOS IMPORTADOS

| MARCA/MODELO | | jan | fev | mar | abr | mai | jun | jul | ago | set | out | nov | dez | Total |
|--|--------------|---------------|---------------|---------------|---------------|---------------|---------------|---------------|---------------|----------|----------|----------|----------|---------------|
|  ROLLS ROYCE | Total | 0 | 0 | 1 | 0 | 0 | 0 | 0 | 1 | 0 | 0 | 0 | 0 | 2 |
| | Share | 0,00% | 0,00% | 0,04% | 0,00% | 0,00% | 0,00% | 0,00% | 0,04% | | | | | 0,01% |
| GHOST | | 0 | 0 | 0 | 0 | 0 | 0 | 0 | 0 | | | | | 0 |
| DROPHEAD | | 0 | 0 | 0 | 0 | 0 | 0 | 0 | 0 | | | | | 0 |
| WRAITH | | 0 | 0 | 0 | 0 | 0 | 0 | 0 | 0 | | | | | 0 |
| PHANTOM | | 0 | 0 | 1 | 0 | 0 | 0 | 0 | 0 | | | | | 1 |
| DAWN | | 0 | 0 | 0 | 0 | 0 | 0 | 0 | 1 | | | | | 1 |
|  SUZUKI | Total | 132 | 153 | 199 | 201 | 258 | 274 | 249 | 234 | 0 | 0 | 0 | 0 | 1.700 |
| | Share | 6,79% | 9,07% | 8,11% | 9,83% | 10,09% | 10,53% | 9,18% | 8,29% | | | | | 9,03% |
| GRAN VITARA | | 3 | 3 | 2 | 2 | 1 | 0 | 0 | 0 | | | | | 11 |
| SWIFT | | 4 | 5 | 2 | 4 | 4 | 1 | 2 | 0 | | | | | 22 |
| SCROSS | | 66 | 52 | 63 | 53 | 69 | 57 | 52 | 64 | | | | | 476 |
| VITARA | | 59 | 93 | 132 | 142 | 184 | 216 | 195 | 170 | | | | | 1.191 |
|  VOLVO | Total | 239 | 201 | 259 | 259 | 301 | 292 | 284 | 352 | 0 | 0 | 0 | 0 | 2.187 |
| | Share | 12,29% | 11,92% | 10,56% | 12,67% | 11,77% | 11,22% | 10,47% | 12,48% | | | | | 11,62% |
| 240 | | 0 | 0 | 0 | 0 | 0 | 0 | 1 | 0 | | | | | 1 |
| S60 | | 13 | 9 | 10 | 10 | 7 | 23 | 13 | 19 | | | | | 104 |
| V40 | | 16 | 28 | 40 | 27 | 52 | 23 | 32 | 33 | | | | | 251 |
| V60 | | 3 | 2 | 11 | 9 | 5 | 3 | 5 | 7 | | | | | 45 |
| XC60 | | 159 | 130 | 164 | 191 | 201 | 212 | 212 | 242 | | | | | 1.511 |
| XC90 | | 48 | 32 | 34 | 22 | 36 | 31 | 21 | 51 | | | | | 275 |
| OUTROS | Total | 0 | 0 | 0 | 0 | 0 | 0 | 0 | 0 | | | | | 0 |
| TOTAL IMPORTADOS ... | | 1.945 | 1.686 | 2.453 | 2.044 | 2.558 | 2.603 | 2.712 | 2.821 | 0 | 0 | 0 | 0 | 18.822 |