











**EMPLACAMENTO DAS ASSOCIADAS ABEIFA - 2016**  
**VEÍCULOS IMPORTADOS**






MARCA/MODELO		jan	fev	mar	abr	mai	jun	jul	ago	set	out	nov	dez	Total
 <b>ASTON MARTIN</b>	<b>Total</b>	0	0	0	1	0	0	0	0	0	0	0	0	1
	<b>Share</b>	0,00%	0,00%	0,00%	0,04%									
DB9		0	0	0	0									0
VANTAGE		0	0	0	1									1
RAPIDE		0	0	0	0									0
VIRAGE		0	0	0	0									0
 <b>BMW</b>	<b>Total</b>	390	307	341	236	0	0	0	0	0	0	0	0	1.274
	<b>Share</b>	10,62%	10,69%	10,28%	8,26%									
SÉRIE 1		0	0	0	1									1
SÉRIE 2		9	12	18	8									47
SÉRIE 3		19	9	30	27									85
SÉRIE 4		12	3	6	15									36
SÉRIE 5		13	17	12	8									50
SÉRIE 6		0	2	1	3									6
SÉRIE 7		3	1	1	1									6
I3		10	6	10	7									33
I8		0	0	0	0									0
X1		91	63	59	47									260
X3		5	3	4	0									12
X4		58	67	64	36									225
X5		58	48	51	27									184
X6		55	43	65	29									192
M135I		9	3	4	3									19
M235I		8	5	3	3									19
M3 SEDAN		15	16	10	11									52
M4		3	1	1	1									6
M5		2	2	0	2									6
M6		11	1	1	4									17
Z3		0	0	0	0									0
Z4		9	5	1	3									18
 <b>BYD</b>	<b>Total</b>	0	1	0	1	0	0	0	0	0	0	0	0	2
	<b>Share</b>	0,00%	0,03%	0,00%	0,04%									
E6		0	1	0	1									2
 <b>CHERY</b>	<b>Total</b>	86	78	74	131	0	0	0	0	0	0	0	0	369
	<b>Share</b>	2,34%	2,72%	2,23%	4,59%									
CELER		10	12	5	3									30
CELER SEDAN		3	5	5	7									20
CIELO HATCH		0	0	0	0									0
CIELO SEDAN		0	1	0	0									1
FACE		0	1	0	0									1
QQ		50	34	44	90									218
S-18		0	1	0	0									1
TIGGO		23	24	20	31									98
OUTROS		0	0	0	0									0
 <b>FERRARI</b>	<b>Total</b>	2	0	1	3	0	0	0	0	0	0	0	0	6
	<b>Share</b>	0,05%	0,00%	0,03%	0,11%									
308 GTS		0	0	0	0									0
458		1	0	0	1									2
488 GTB		0	0	1	0									1
CALIFORNIA		1	0	0	1									2
FF		0	0	0	1									1
F12 BERLINETTA		0	0	0	0									0

**EMPLACAMENTO DAS ASSOCIADAS ABEIFA - 2016**  
**VEÍCULOS IMPORTADOS**




MARCA/MODELO		jan	fev	mar	abr	mai	jun	jul	ago	set	out	nov	dez	Total
 <b>GEELY</b>	<b>Total</b>	73	26	82	18	0	0	0	0	0	0	0	0	199
	<b>Share</b>	1,99%	0,91%	2,47%	0,63%									
EC-7		19	13	48	6									86
GC2		54	13	34	12									113
GX2		0	0	0	0									0
 <b>JAC MOTORS</b>	<b>Total</b>	285	186	246	280	0	0	0	0	0	0	0	0	997
	<b>Share</b>	7,76%	6,48%	7,42%	9,80%									
A13 HACTH		0	0	0	0									0
J2		28	27	21	16									92
J3		52	33	36	26									147
J3 TURIN		88	45	34	37									204
J5		21	9	14	7									51
J6 2.0 5S		0	0	0	0									0
J6 DIAMOND 7S		5	6	3	3									17
S3		0	0	0	0									0
S5		0	0	0	0									0
T 140		0	1	0	1									2
T 5		0	0	60	152									212
T 6		74	47	57	33									211
T 8		17	18	21	5									61
 <b>JAGUAR</b>	<b>Total</b>	51	49	83	40	0	0	0	0	0	0	0	0	223
	<b>Share</b>	1,39%	1,71%	2,50%	1,40%									
F-TYPE		3	0	3	0									6
XE		37	42	60	34									173
XE S		0	3	0	2									5
XF		11	4	17	4									36
XFR		0	0	0	0									0
XJ		0	0	3	0									3
XK		0	0	0	0									0
 <b>KIA MOTORS</b>	<b>Total</b>	1.032	840	790	759	0	0	0	0	0	0	0	0	3.421
	<b>Share</b>	28,10%	29,26%	23,82%	26,58%									
BONGO		88	97	119	117									421
CADENZA		3	1	5	6									15
CARENS		0	0	0	0									0
CARNIVAL		5	4	6	11									26
CERATO		104	134	135	134									507
MOHAVE		2	3	2	5									12
OPTIMA		12	6	10	7									35
PICANTO		340	233	141	141									855
QUORIS		0	1	1	0									2
SORENTO		60	36	39	44									179
SOUL		37	47	26	32									142
SPORTAGE		381	278	306	262									1.227
 <b>LAMBORGHINI</b>	<b>Total</b>	0	0	0	0	0	0	0	0	0	0	0	0	0
	<b>Share</b>	0,00%	0,00%	0,00%	0,00%									
GALLARDO		0	0	0	0									0
HURACAN		0	0	0	0									0
AVENTADOR		0	0	0	0									0

## EMPLACAMENTO DAS ASSOCIADAS ABEIFA - 2016

### VEÍCULOS IMPORTADOS

MARCA/MODELO		jan	fev	mar	abr	mai	jun	jul	ago	set	out	nov	dez	Total
	<b>LAND ROVER</b>	<b>Total</b>	735	552	673	553	0	0	0	0	0	0	0	2.513
		<b>Share</b>	<b>20,02%</b>	<b>19,23%</b>	<b>20,29%</b>	<b>19,36%</b>								
	DEFENDER		0	1	0	0								1
	DISCOVERY 4		78	38	58	57								231
	DISCOVERY SPORT		392	314	349	258								1.313
	EVOQUE		199	146	179	170								694
	FREELANDER		0	0	0	0								0
	RANGE ROVER		5	4	13	7								29
	RANGE ROVER SPORT		61	49	74	61								245
	<b>LIFAN</b>	<b>Total</b>	354	290	407	262	0	0	0	0	0	0	0	1.313
		<b>Share</b>	<b>9,64%</b>	<b>10,10%</b>	<b>12,27%</b>	<b>9,17%</b>								
	FOISON		57	57	67	55								236
	LF 320		0	0	1	1								2
	LF 530		65	40	97	74								276
	LF 620		0	0	1	0								1
	X50		0	0	0	0								0
	X60		232	193	241	132								798
	<b>MASERATI</b>	<b>Total</b>	3	2	0	0	0	0	0	0	0	0	0	5
		<b>Share</b>	<b>0,08%</b>	<b>0,07%</b>	<b>0,00%</b>	<b>0,00%</b>								
	GRANTURISMO		1	0	0	0								1
	QUATTROPORTE		2	0	0	0								2
	GRANCABRIO		0	0	0	0								0
	GHIBLI S Q4		0	2	0	0								2
	<b>MINI</b>	<b>Total</b>	94	118	113	98	0	0	0	0	0	0	0	423
		<b>Share</b>	<b>2,56%</b>	<b>4,11%</b>	<b>3,41%</b>	<b>3,43%</b>								
	ONE		1	0	0	0								1
	COOPER		7	9	1	7								24
	COOPER 5P		5	6	6	6								23
	COOPER S		38	45	28	19								130
	COOPER S 5P		19	26	34	26								105
	COOPER S PACEMAN		0	0	0	0								0
	COOPER CLUBMAN S		2	2	5	2								11
	COOPER S CABRIO		1	2	1	1								5
	COOPER COUNTRYMAN		16	19	30	27								92
	COOPER JCW		0	0	0	0								0
	COOPER JCW ROADSTER		0	0	0	0								0
	COOPER JCW CABRIO		0	0	0	0								0
	COOPER JCW COUNTRYMAN		0	1	2	6								9
	COOPER JCW PACEMAN		3	0	0	0								3
	COOPER HATCH JCW 3P		2	8	6	4								20
	COOPER S ROADSTER		0	0	0	0								0
	COOPER RED BULL		0	0	0	0								0
	<b>PORSCHE</b>	<b>Total</b>	61	56	53	66	0	0	0	0	0	0	0	236
		<b>Share</b>	<b>1,66%</b>	<b>1,95%</b>	<b>1,60%</b>	<b>2,31%</b>								
	911		7	1	4	2								14
	911 TURBO		1	0	0	2								3
	BOXSTER		3	4	0	0								7
	CAYENNE		27	28	21	31								107
	CAYMAN		4	2	2	5								13
	MACAN		18	20	26	25								89
	PANAMERA		1	1	0	1								3

**EMPLACAMENTO DAS ASSOCIADAS ABEIFA - 2016**  
**VEÍCULOS IMPORTADOS**

MARCA/MODELO		jan	fev	mar	abr	mai	jun	jul	ago	set	out	nov	dez	Total
 <b>ROLLS ROYCE</b>	Total	0	0	0	0	0	0	0	0	0	0	0	0	0
	Share	0,00%	0,00%	0,00%	0,00%									0,00%
GHOST		0	0	0	0									0
DROPHEAD		0	0	0	0									0
WRAITH		0	0	0	0									0
PHANTOM		0	0	0	0									0
 <b>SUZUKI</b>	Total	174	139	175	154	0	0	0	0	0	0	0	0	642
	Share	4,74%	4,84%	5,28%	5,39%									5,05%
GRAN VITARA		103	69	56	54									282
SWIFT		20	10	7	7									44
SX4		51	60	112	93									316
 <b>VOLVO</b>	Total	319	215	268	254	0	0	0	0	0	0	0	0	1.056
	Share	8,69%	7,49%	8,08%	8,89%									8,30%
S60		19	16	28	20									83
V40		56	21	42	36									155
V60		17	6	12	5									40
XC60		193	150	165	175									683
XC90		34	22	21	18									95
<b>OUTROS</b>	Total	13	12	11	0									36
<b>TOTAL IMPORTADOS ...</b>		<b>3.672</b>	<b>2.871</b>	<b>3.317</b>	<b>2.856</b>	<b>0</b>	<b>0</b>	<b>0</b>	<b>0</b>	<b>0</b>	<b>0</b>	<b>0</b>	<b>0</b>	<b>12.716</b>